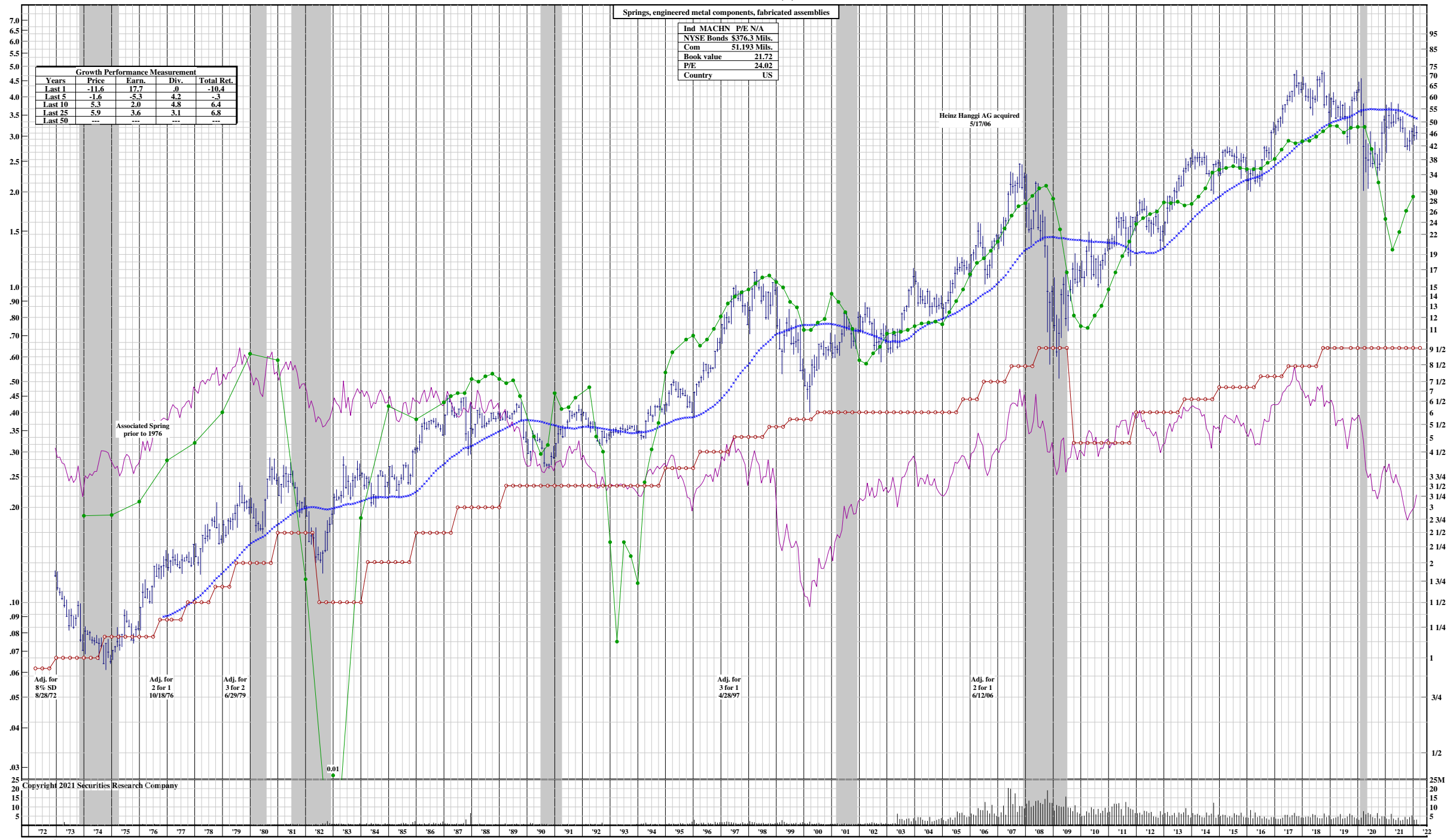


# BARNES GROUP INC (B)

Springs, engineered metal components, fabricated assemblies

Ind MACHN	P/E N/A
NYSE Bonds	\$376.3 Mills
Com	51.193 Mills
Book value	21.72
P/E	24.02
Country	US

Growth Performance Measurement				
Years	Price	Earn.	Div.	Total Ret.
Last 1	-11.6	17.7	.0	-10.4
Last 5	-1.6	-5.3	4.2	-.3
Last 10	5.3	2.0	4.8	6.4
Last 25	5.9	3.6	3.1	6.8
Last 50	---	---	---	---



Copyright 2021 Securities Research Company

**LEGEND**  
 Read from Right Scale:  
 Price |||||  
 Relative Strength |||||  
 Bottom Band Volume \*\*\*\*\*  
 Moving Avg (48 months) .....  
 Recession (Grey Shaded Bars)

Read from Left Scale:  
 Earnings ●●●●  
 Dividends ○●○●

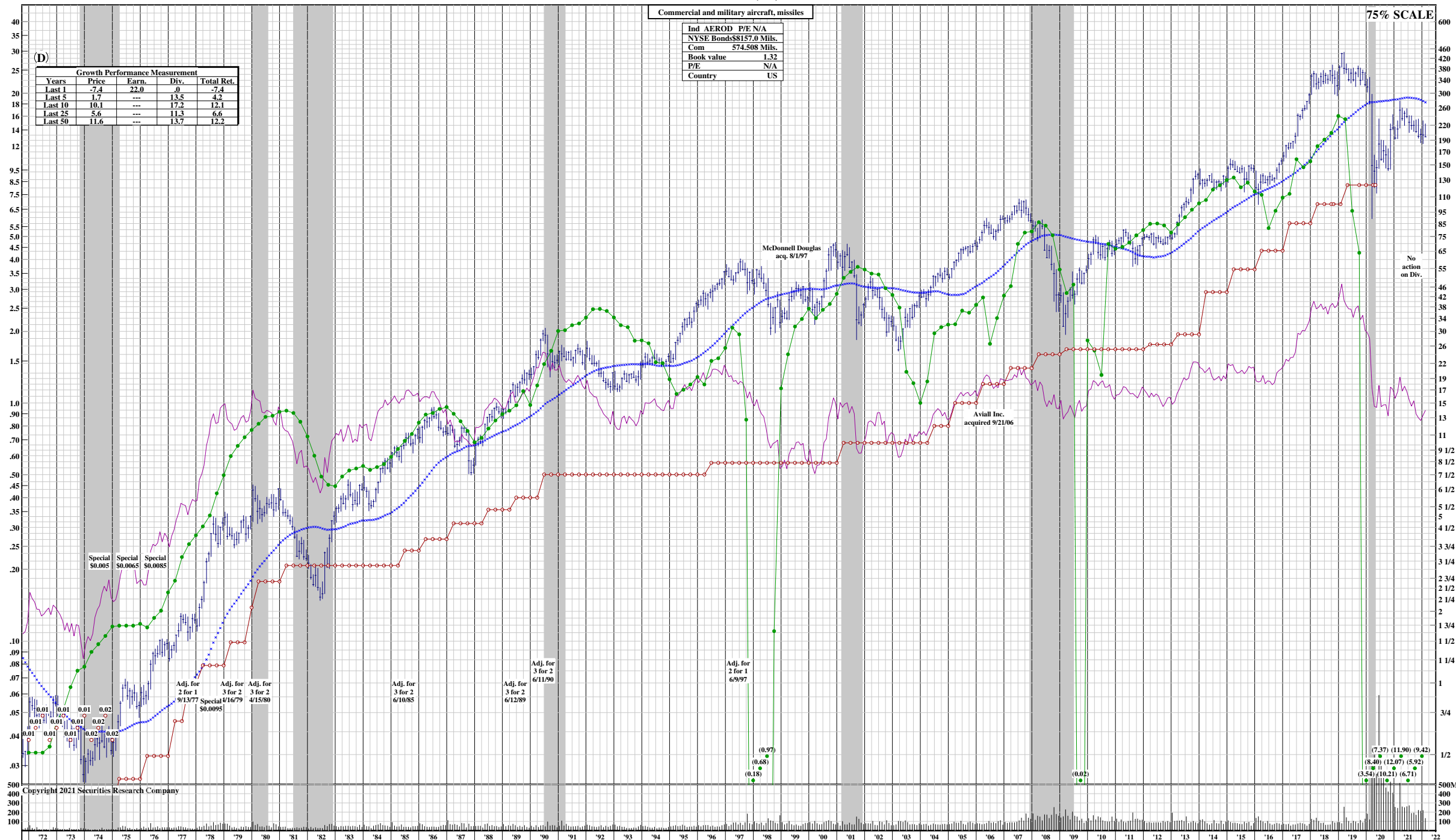
Charts are updated daily at [www.Securities-Research.com](http://www.Securities-Research.com)

**BOEING CO (BA)**

Commercial and military aircraft, missiles  
 Ind AEROD P/E N/A  
 NYSE Bonds \$8157.0 Mils.  
 Com 574.508 Mils.  
 Book value 1.32  
 P/E N/A  
 Country US

(D)

Growth Performance Measurement				
Years	Price	Earn.	Div.	Total Ret.
Last 1	-7.4	22.0	.0	-7.4
Last 5	1.7	---	13.5	4.2
Last 10	10.1	---	17.2	12.1
Last 25	5.6	---	11.3	6.6
Last 50	11.6	---	13.7	12.2



**LEGEND**  
 Read from Right Scale:  
 Price   
 Relative Strength   
 Bottom Band Volume   
 Moving Avg (48 months)   
 Earnings   
 Dividends   
 Recession (Grey Shaded Bars)

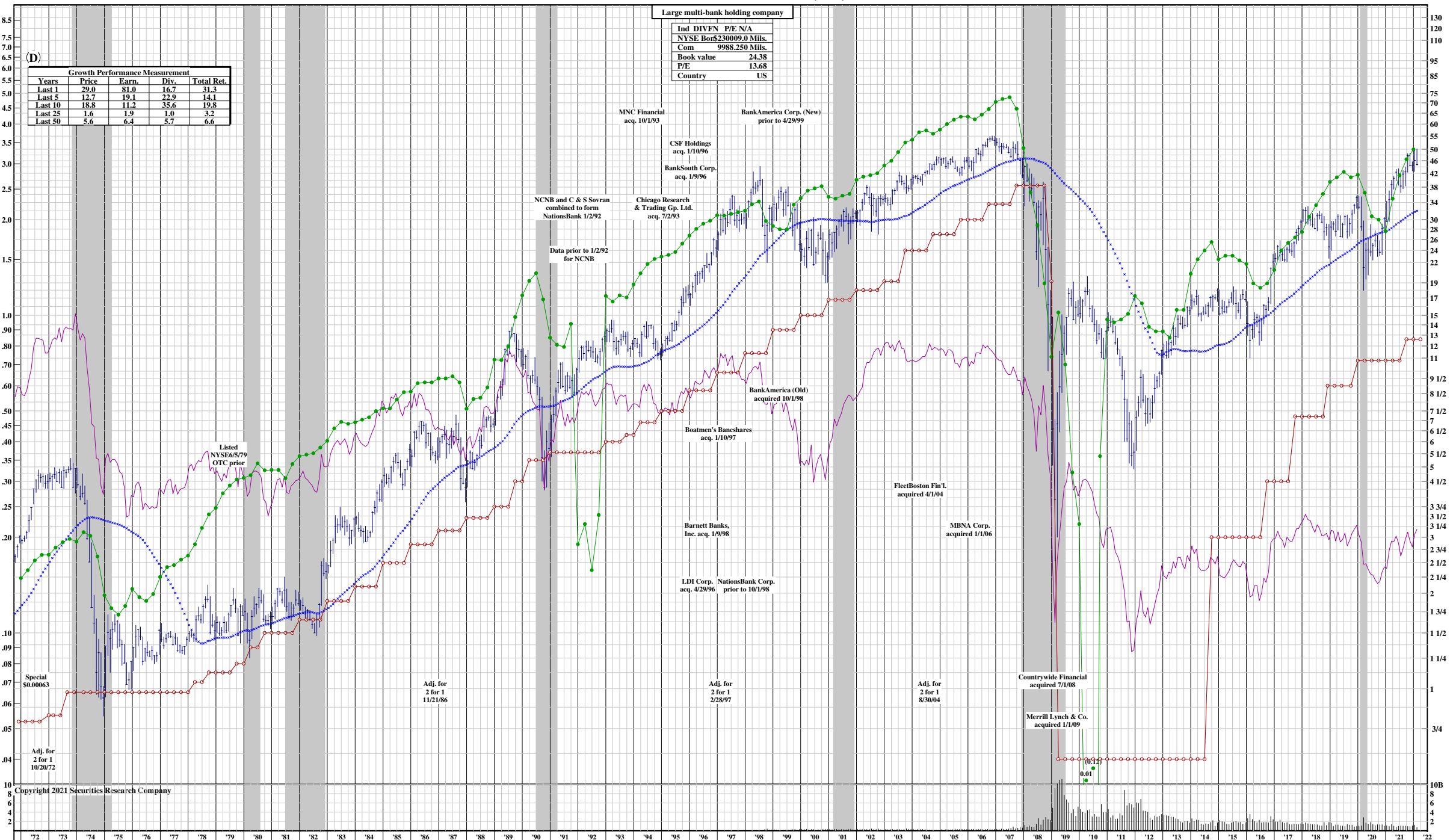
Charts are updated daily at [www.Securities-Research.com](http://www.Securities-Research.com)

# BANK OF AMERICA CORPORATION (BAC)

Large multi-bank holding company			
Ind. DIVEN	P/E	N/A	
NYSE Box \$230009.0 Mills.			
Com	9988.250 Mills.		
Book value	24.38		
P/E	13.68		
Country	US		

(D)

Growth Performance Measurement				
Years	Price	Earn.	Div.	Total Ret.
Last 1	29.0	81.0	16.7	31.3
Last 5	12.7	19.1	22.9	14.1
Last 10	18.8	11.2	35.6	19.8
Last 25	1.6	1.9	1.0	3.2
Last 50	5.6	6.4	5.7	6.6



LEGEND  
 Read from Right Scale:  
 Price |||||  
 Relative Strength |||||  
 Bottom Band Volume |||||  
 Moving Avg (48 months) .....  
 Recession (Grey Shaded Bars)

Read from Left Scale:  
 Earnings ◆◆◆◆  
 Dividends ○-○-○-

Charts are updated daily at [www.Securities-Research.com](http://www.Securities-Research.com)

# BROOKFIELD ASSET MGMT INC (BAM)

An asset management company, real estate and power generation

Ind	REMDV	P/E	N/A
NYSE Bonds	\$1204.0	Mils.	
Com	992.645	Mils.	
Book value	23.72		
P/E	22.34		
Country	Canada		

Longview Fibre  
acquired 4/20/07

Brascan  
Corporation  
prior to  
11/10/2005

Brascan Ltd.  
prior to 8/11/97

EdperBrascan Corp.  
prior to 5/1/00

Dist. 1 unit of  
Brookfield Infrastructure Pfr.  
for ea. 37.5 shs. BAM held 1/31/08

Dist. 0.0861 BPY units  
for each Brookfield share held  
3/26/13

Dividends in US currency  
before Canadian tax  
to U.S. residents

Adj. for  
2 for 1  
4/14/86

Adj. for  
3 for 2  
8/11/97

Adj. for  
3 for 2  
6/2/04

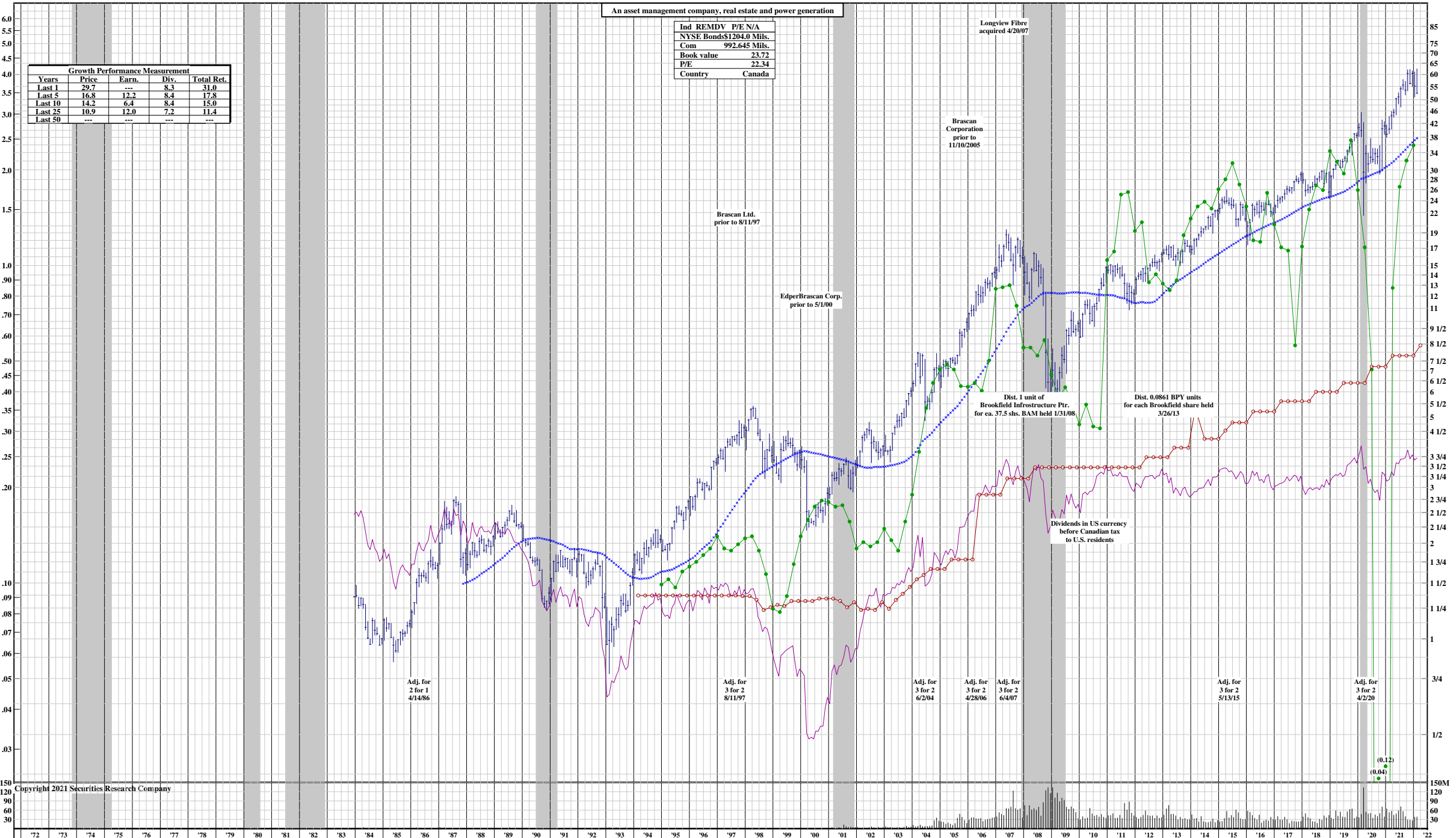
Adj. for  
3 for 2  
4/28/06

Adj. for  
3 for 2  
6/4/07

Adj. for  
3 for 2  
5/13/15

Adj. for  
3 for 2  
4/2/20

Growth Performance Measurement				
Years	Price	Earn.	Div.	Total Ret.
Last 1	29.7	---	8.3	31.0
Last 5	16.8	12.2	8.4	17.8
Last 10	14.2	6.4	8.4	15.0
Last 25	10.9	12.0	7.2	11.4
Last 50	---	---	---	---



Copyright 2021 Securities Research Company

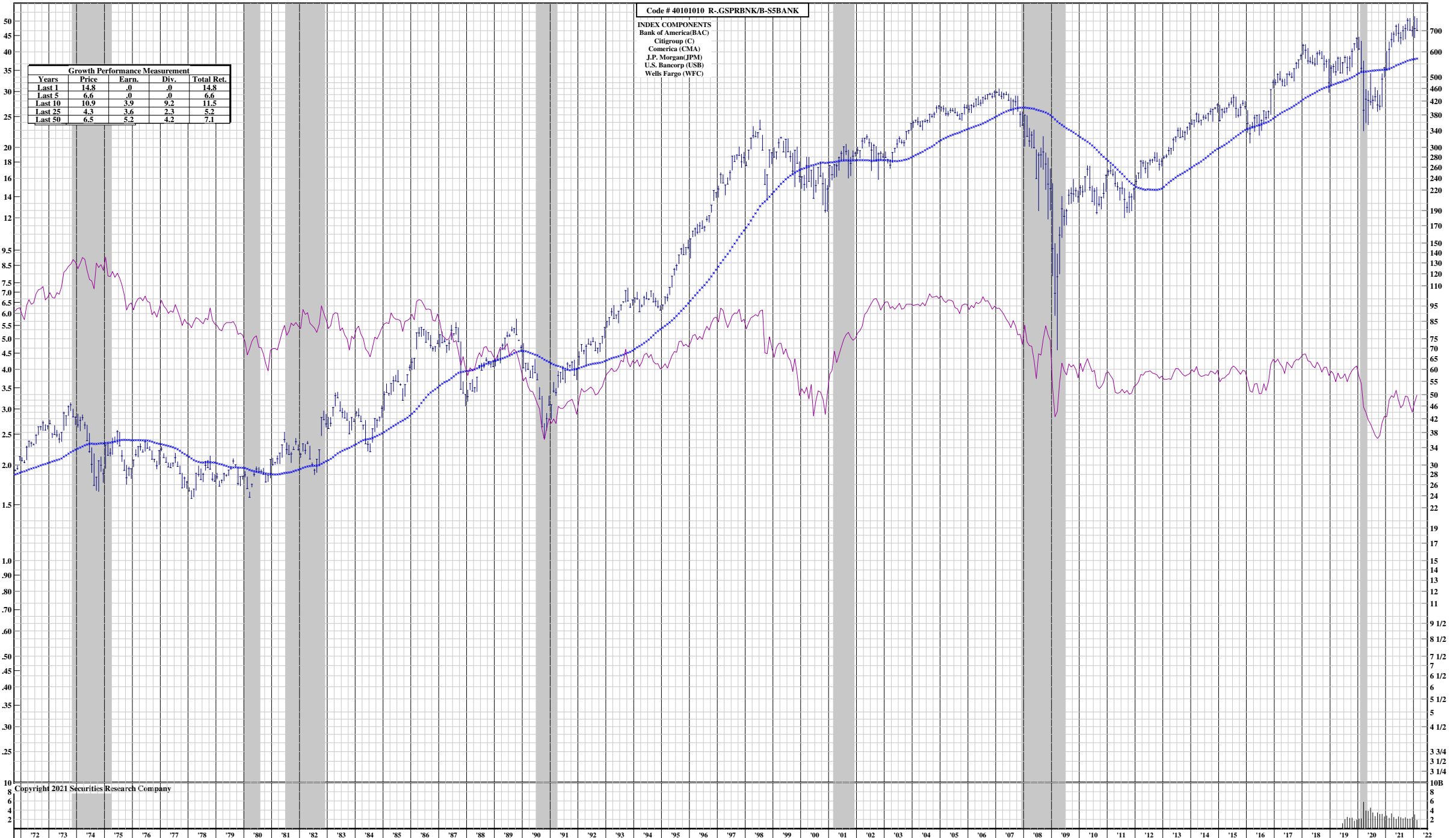
**LEGEND**  
 Read from Right Scale:  
 Price   
 Relative Strength   
 Bottom Band Volume   
 Moving Avg (48 months)   
 Earnings   
 Dividends   
 Recession (Grey Shaded Bars)

Charts are updated daily at [www.Securities-Research.com](http://www.Securities-Research.com)

DIVERSIFIED BANKS - INDUSTRY (BANKS)

Code # 40101010 R-GSPRBNK/B-SSBANK  
 INDEX COMPONENTS  
 Bank of America(BAC)  
 Citigroup (C)  
 Comerica (CMA)  
 J.P. Morgan(JPM)  
 U.S. Bancorp (USB)  
 Wells Fargo (WFC)

Growth Performance Measurement				
Years	Price	Earn.	Div.	Total Ret.
Last 1	14.8	.0	.0	14.8
Last 5	6.6	.0	.0	6.6
Last 10	10.9	3.9	9.2	11.5
Last 25	4.3	3.6	2.3	5.2
Last 50	6.5	5.2	4.2	7.1



Copyright 2021 Securities Research Company

LEGEND  
 Read from Right Scale:  
 Price   
 Relative Strength   
 Bottom Band Volume   
 Moving Avg (48 months)   
 Recession (Grey Shaded Bars)

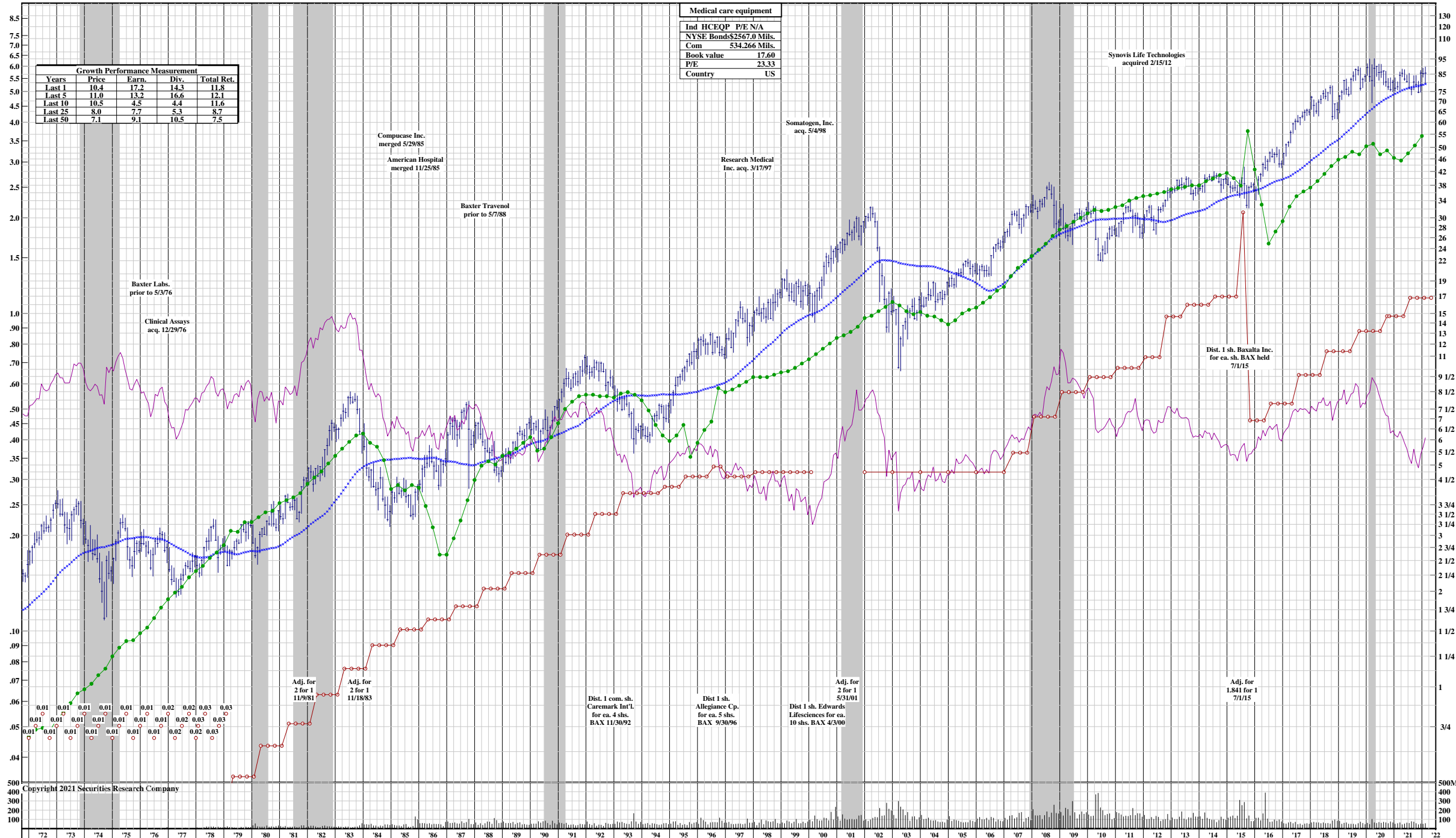
Read from Left Scale:  
 Earnings   
 Dividends

Charts are updated daily at [www.Securities-Research.com](http://www.Securities-Research.com)

# BAXTER INTERNATIONAL INC (BAX)

Medical care equipment	
Ind HCEQP	P/E N/A
NYSE Bonds	\$2567.0 Mills.
Com	534.266 Mills.
Book value	17.60
P/E	23.33
Country	US

Growth Performance Measurement				
Years	Price	Earn.	Div.	Total Ret.
Last 1	10.4	17.2	14.3	11.8
Last 5	11.0	13.2	16.6	12.1
Last 10	10.5	4.5	4.4	11.6
Last 25	8.0	7.7	5.3	8.7
Last 50	7.1	9.1	10.5	7.5



Copyright 2021 Securities Research Company

**LEGEND**  
 Read from Right Scale:  
 Price |||||  
 Relative Strength |||||  
 Bottom Band Volume \*\*\*\*\*  
 Moving Avg (48 months) .....  
 Recession (Grey Shaded Bars)

Read from Left Scale:  
 Earnings ●●●●●  
 Dividends ○-○-○-○

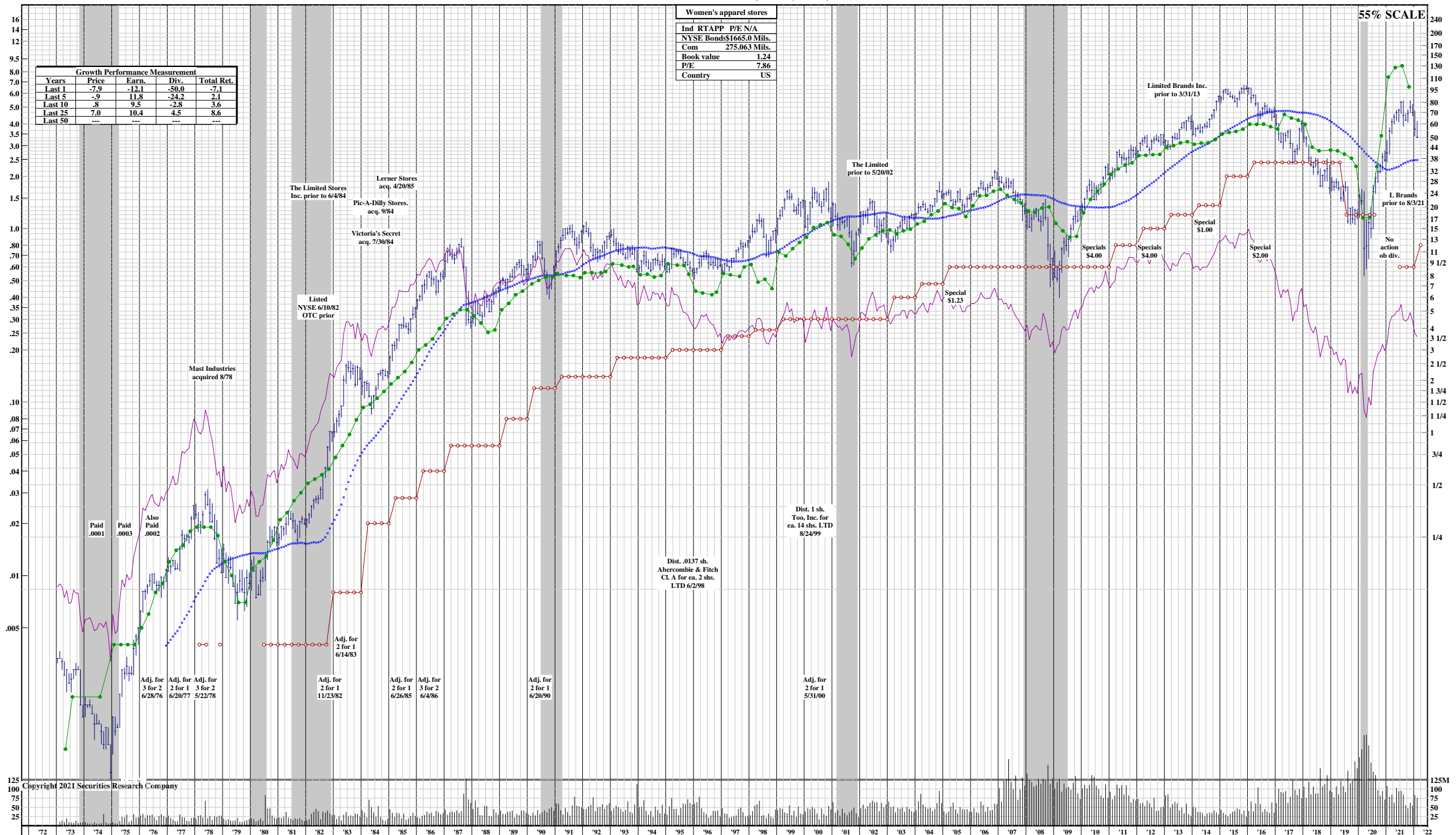
Charts are updated daily at [www.Securities-Research.com](http://www.Securities-Research.com)



# BATH & BODY WORKS, INC. (BBWI)

Women's apparel stores			
Ind. RTAPP	P/E	N/A	
NYSE Bonds	\$1665.0 Mils.		
Com	275.063 Mils.		
Book value	1.24		
P/E	7.86		
Country	US		

Growth Performance Measurement				
Years	Price	Earn.	Div.	Total Ret.
Last 1	-7.9	-12.1	-50.0	-7.1
Last 5	-9	11.8	-24.2	2.1
Last 10	8	9.5	-2.8	3.6
Last 25	7.0	10.4	4.5	8.6
Last 50	---	---	---	---



Copyright 2021 Securities Research Company

**LEGEND**  
 Read from Right Scale:  
 Price |||||  
 Relative Strength |||||  
 Bottom Band Volume |||||  
 Moving Avg (48 months) \*\*\*\*\*  
 Read from Left Scale:  
 Earnings ◆◆◆◆  
 Dividends ○-○-○-  
 Recession (Grey Shaded Bars)

Charts are updated daily at [www.Securities-Research.com](http://www.Securities-Research.com)

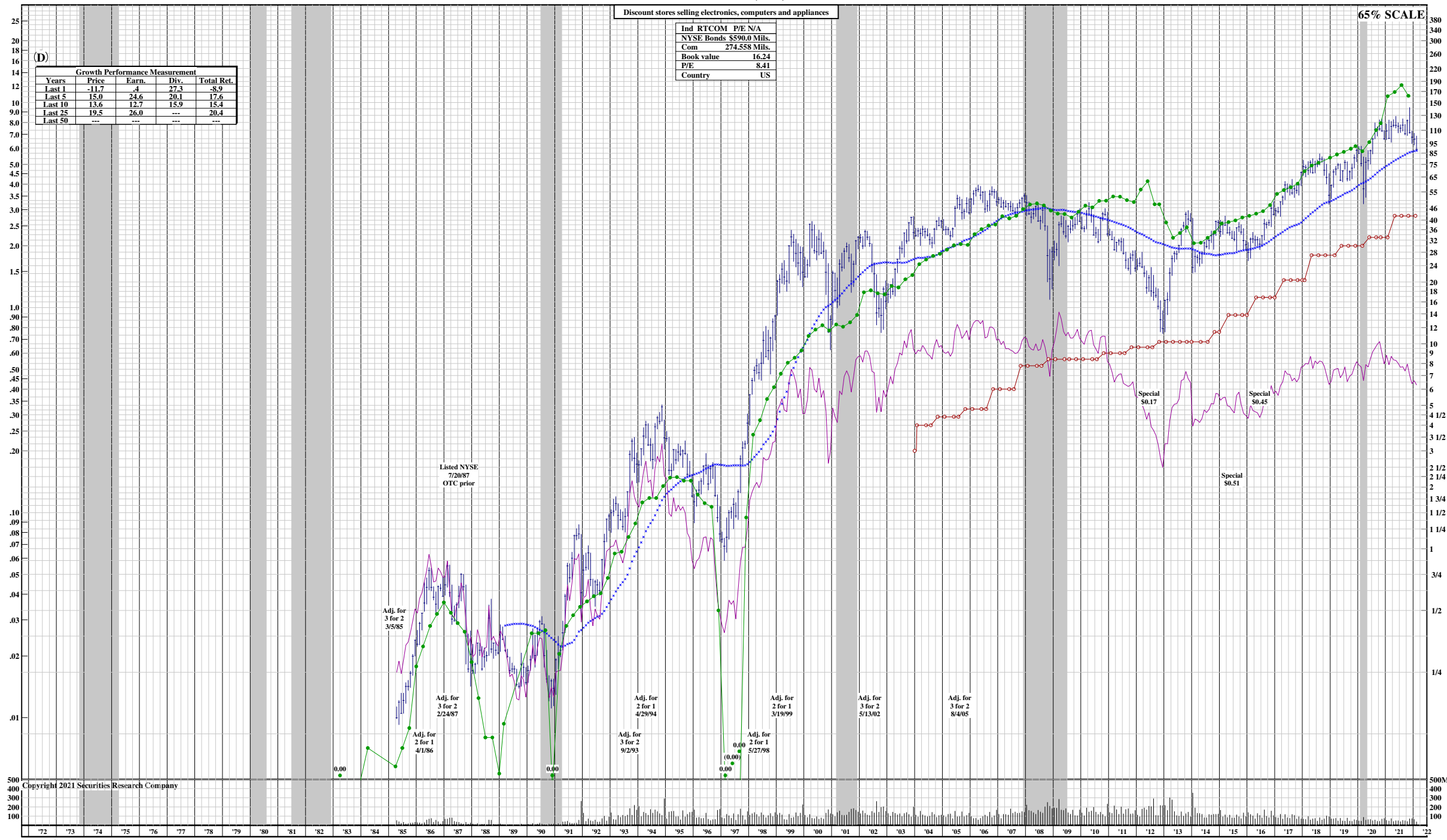
# BEST BUY INC (BBY)

Discount stores selling electronics, computers and appliances

Ind RTCOM	P/E	N/A
NYSE Bonds	\$590.0	Mils.
Com	274.558	Mils.
Book value	16.24	
P/E	8.41	
Country	US	

(D)

Growth Performance Measurement				
Years	Price	Earn.	Div.	Total Ret.
Last 1	-11.7	.4	27.3	-8.9
Last 5	15.0	24.6	20.1	17.6
Last 10	13.6	12.7	15.9	15.4
Last 25	19.5	26.0	---	20.4
Last 50	---	---	---	---



Copyright 2021 Securities Research Company

**LEGEND**  
 Read from Right Scale:  
 Price |||||  
 Relative Strength |||||  
 Bottom Band Volume |||||  
 Moving Avg (48 months) .....  
 Read from Left Scale:  
 Earnings -o-o-  
 Dividends -o-o-  
 Recession (Grey Shaded Bars)

Charts are updated daily at [www.Securities-Research.com](http://www.Securities-Research.com)



BRUNSWICK CORP (BC)

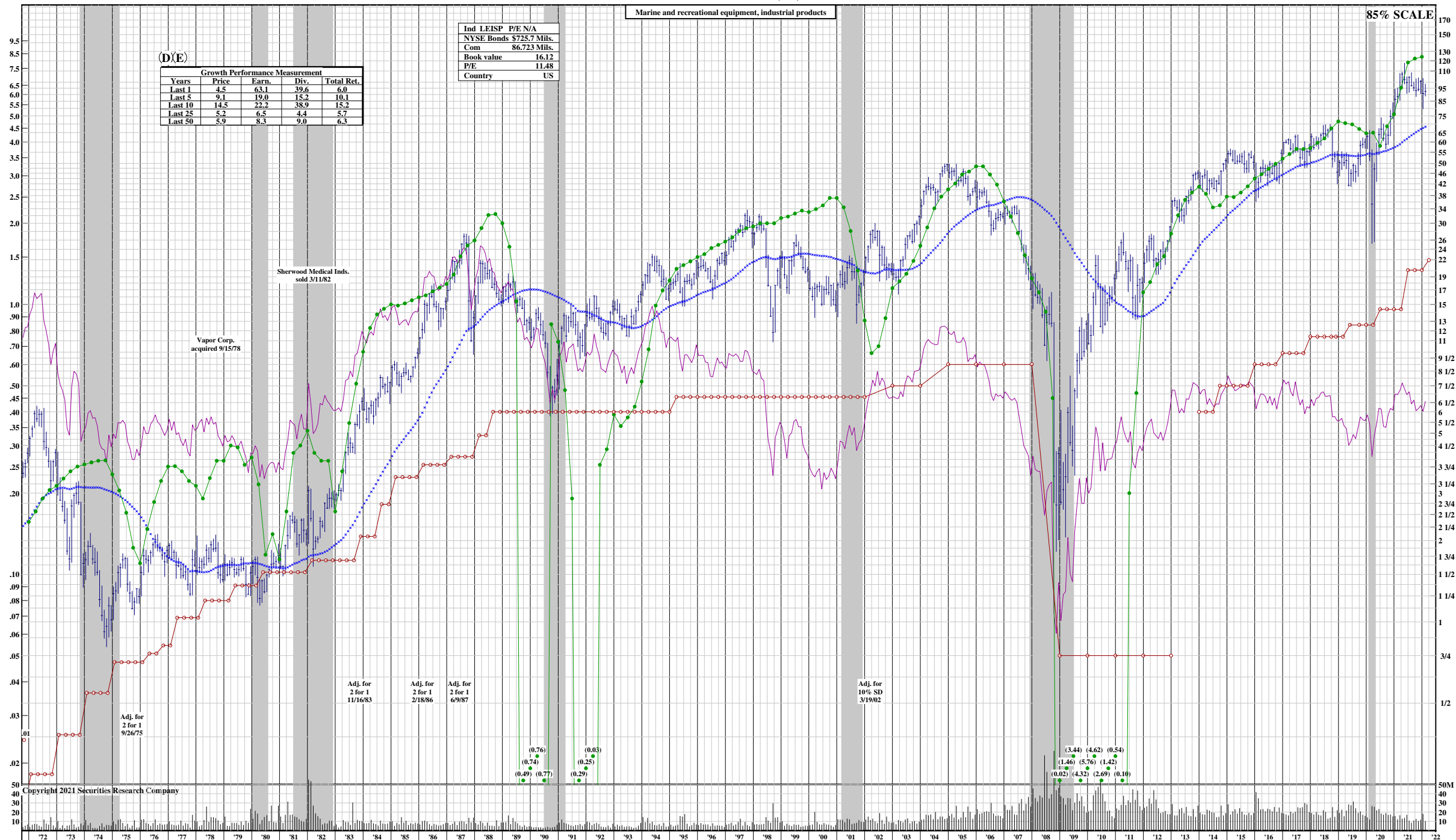
Marine and recreational equipment, industrial products

85% SCALE

(D)(E)

Growth Performance Measurement				
Years	Price	Earn.	Div.	Total Ret.
Last 1	4.5	63.1	39.6	6.0
Last 5	9.1	19.0	15.2	10.1
Last 10	14.5	22.2	38.9	15.2
Last 25	5.2	6.5	4.4	5.7
Last 50	5.9	8.3	9.0	6.3

Ind LEISP	P/E	N/A
NYSE Bonds \$725.7 Mills.		
Com 86.723 Mills.		
Book value	16.12	
P/E	11.48	
Country	US	



Copyright 2021 Securities Research Company

LEGEND  
 Read from Right Scale:  
 Price   
 Relative Strength   
 Bottom Band Volume   
 Moving Avg (48 months)   
 Read from Left Scale:  
 Earnings   
 Dividends   
 Recession (Grey Shaded Bars)

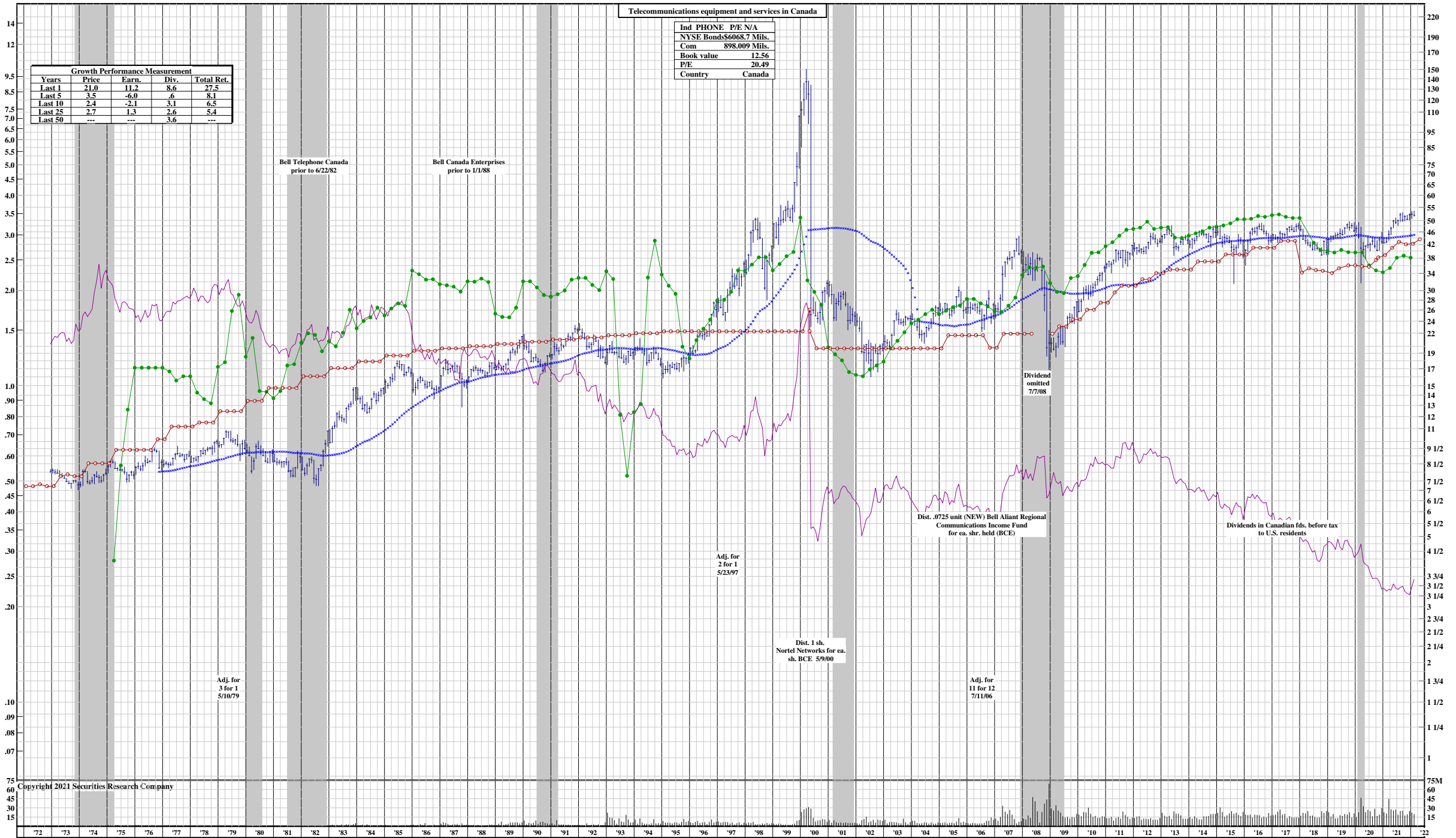
Charts are updated daily at [www.Securities-Research.com](http://www.Securities-Research.com)

# BCE INC (BCE)

Telecommunications equipment and services in Canada

Ind PHONE	P/E	N/A
NYSE Bonds	\$6068.7	Mils.
Com	898,009	Mils.
Book value	12.56	
P/E	20.49	
Country	Canada	

Growth Performance Measurement				
Years	Price	Earn.	Div.	Total Ret.
Last 1	21.0	11.2	8.6	27.5
Last 5	3.5	-6.0	.6	8.1
Last 10	2.4	-2.1	3.1	6.5
Last 25	2.7	1.3	2.6	5.4
Last 50	---	---	3.6	---



Copyright 2021 Securities Research Company

LEGEND  
Read from Right Scale:  
Price  
Relative Strength

Bottom Band Volume  
Moving Avg (48 months)  
Recession (Grey Shaded Bars)

Read from Left Scale:  
Earnings  
Dividends

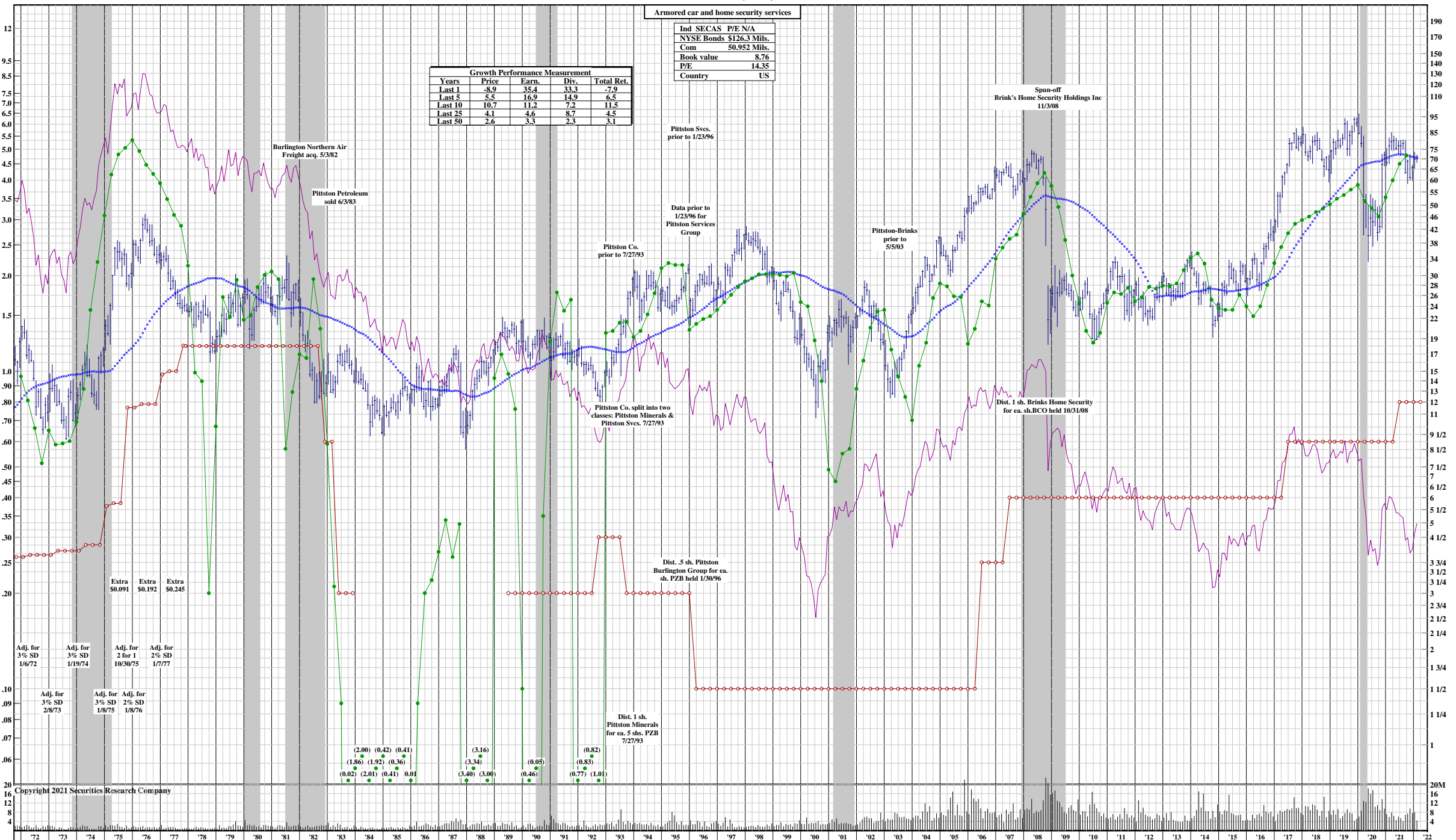
-----  
-----

Charts are updated daily at [www.Securities-Research.com](http://www.Securities-Research.com)

# BRINKS CO (BCO)

Ind. SECAS	P/E	N/A
NYSE Bonds	\$126.3	Mils.
Com	50,952	Mils.
Book value	8.76	
P/E	14.35	
Country	US	

Growth Performance Measurement				
Years	Price	Earn.	Div.	Total Ret.
Last 1	-8.9	35.4	33.3	-7.9
Last 5	5.5	16.9	14.9	6.5
Last 10	10.7	11.2	7.2	11.5
Last 25	4.1	4.6	8.7	4.5
Last 50	2.6	3.3	2.3	3.1



LEGEND

Read from Right Scale:	Bottom Band Volume	Read from Left Scale:	Price
Relative Strength	Moving Avg (48 months)	Earnings	Relative Strength
		Dividends	

Recession (Grey Shaded Bars)

Charts are updated daily at [www.Securities-Research.com](http://www.Securities-Research.com)

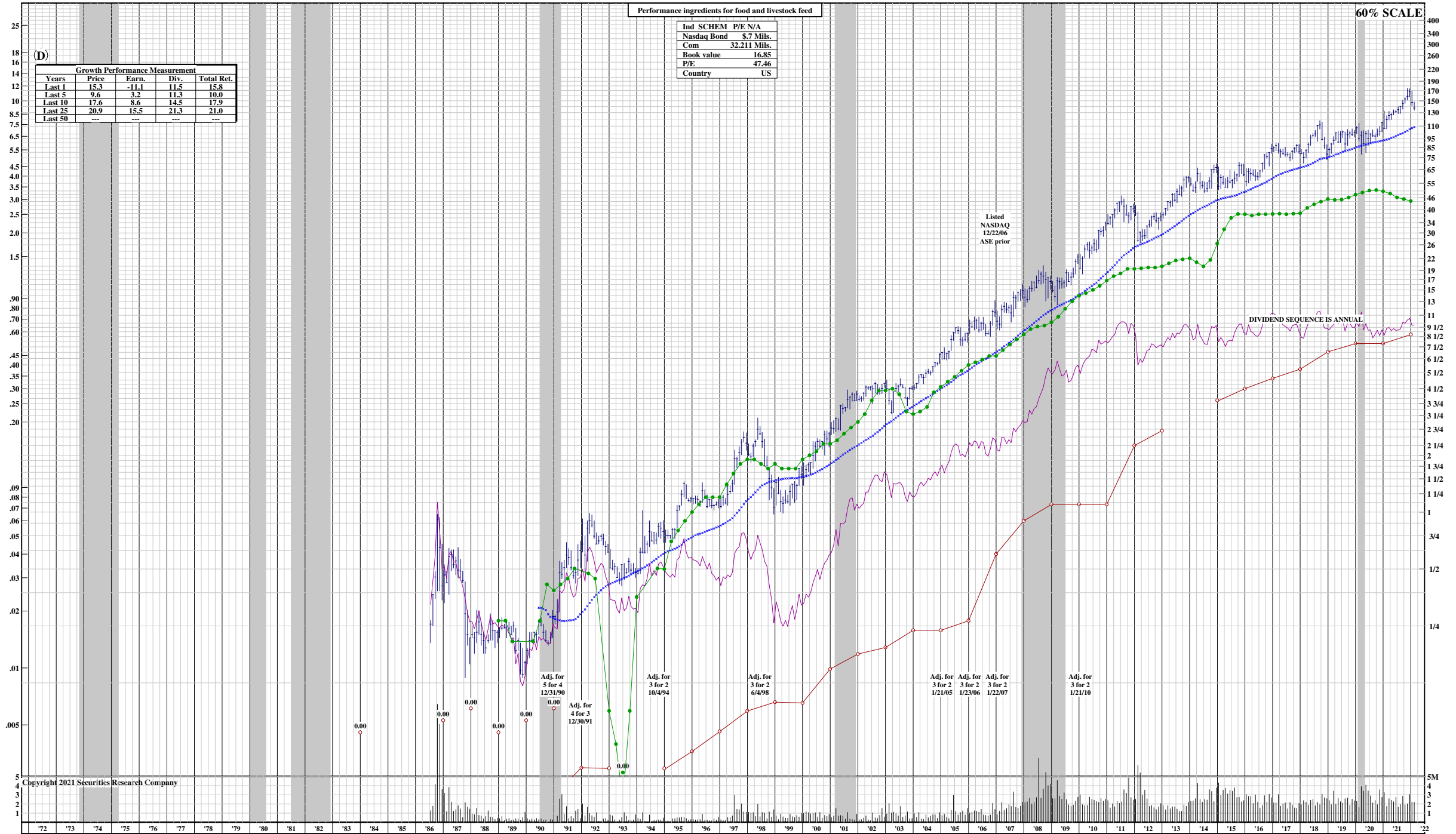
# BALCHEM CORP (BCPC)

Performance ingredients for food and livestock feed

Ind SCHEM	P/E	N/A
Nasdaq Bond		\$7 Mills.
Com		32.211 Mills.
Book value		16.85
P/E		47.46
Country		US

(D)

Growth Performance Measurement				
Years	Price	Earn.	Div.	Total Ret.
Last 1	15.3	-11.1	11.5	15.8
Last 5	9.6	3.2	11.3	10.0
Last 10	17.6	8.6	14.5	17.9
Last 25	20.9	15.5	21.3	21.0
Last 50	---	---	---	---



Copyright 2021 Securities Research Company

LEGEND

Read from Right Scale:  
 Price   
 Relative Strength

Bottom Band Volume   
 Moving Avg (48 months)   
 Recession (Grey Shaded Bars)

Read from Left Scale:  
 Earnings   
 Dividends

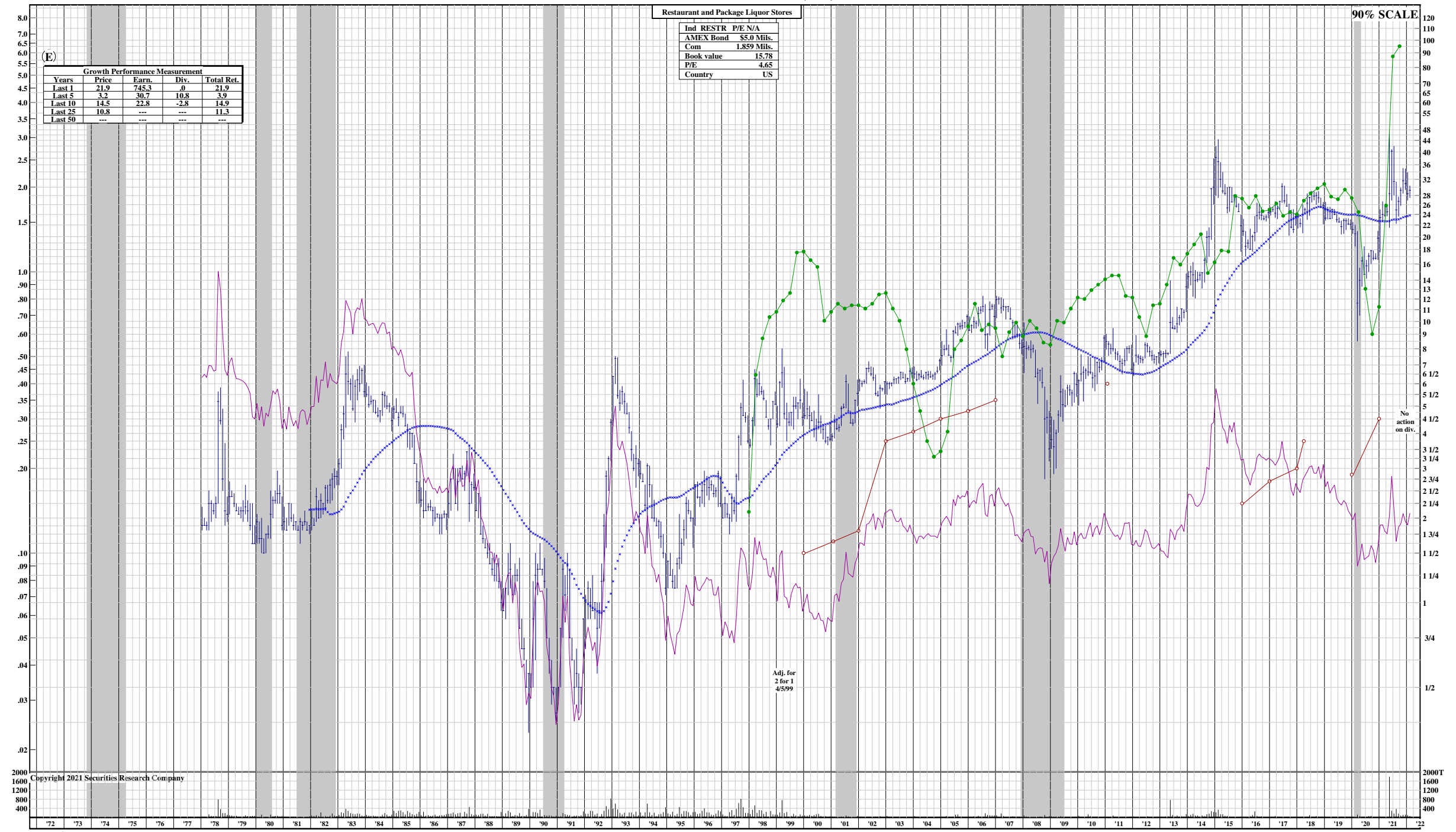
Charts are updated daily at [www.Securities-Research.com](http://www.Securities-Research.com)

FLANIGANS ENTERPRISES INC (BDL)

Restaurant and Package Liquor Stores			
Ind RESTR	P/E	N/A	
AMEX Bond	\$5.0	Mils.	
Com	1.859	Mils.	
Book value	15.78		
P/E	4.65		
Country	US		

(E)

Growth Performance Measurement				
Years	Price	Earn.	Div.	Total Ret.
Last 1	21.9	745.3	.0	21.9
Last 5	3.2	30.7	10.8	3.9
Last 10	14.5	22.8	-2.8	14.9
Last 25	10.8	---	---	11.3
Last 50	---	---	---	---



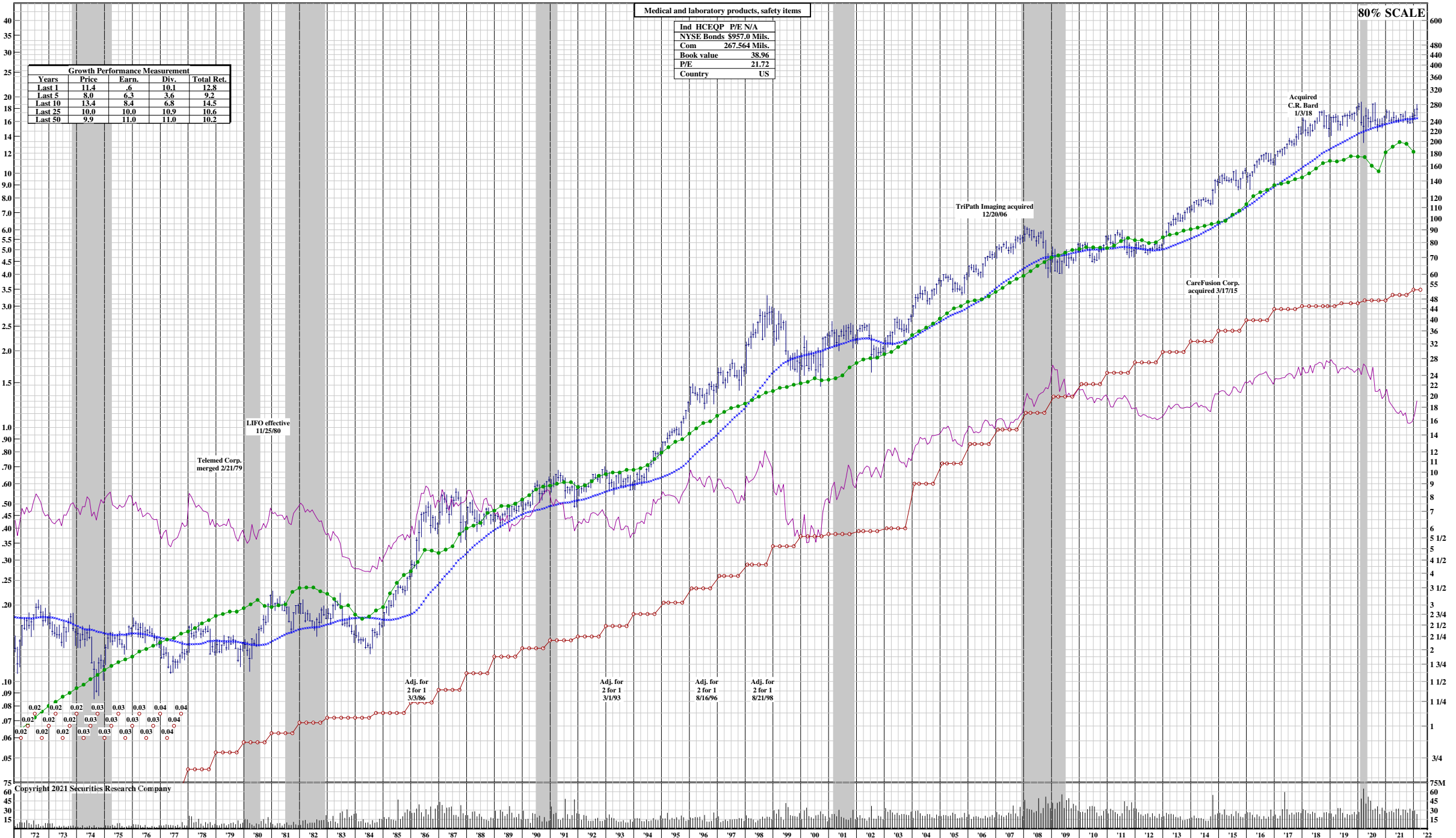
LEGEND  
 Read from Right Scale:  
 Price |||||  
 Relative Strength |||||  
 Bottom Band Volume |||||  
 Moving Avg (48 months) \*\*\*\*\*  
 Recession (Grey Shaded Bars)

Read from Left Scale:  
 Earnings ●-●-●  
 Dividends ○-○-○  
 Charts are updated daily at [www.Securities-Research.com](http://www.Securities-Research.com)

# BECTON DICKINSON & CO (BDX)

Medical and laboratory products, safety items  
 Ind HCEQP P/E N/A  
 NYSE Bonds \$957.0 Mills.  
 Com 267.564 Mills.  
 Book value 38.96  
 P/E 21.72  
 Country US

Growth Performance Measurement				
Years	Price	Earn.	Div.	Total Ret.
Last 1	11.4	.6	10.1	12.8
Last 5	8.0	6.3	3.6	9.2
Last 10	13.4	8.4	6.8	14.5
Last 25	10.0	10.0	10.9	10.6
Last 50	9.9	11.0	11.0	10.2



Copyright 2021 Securities Research Company

**LEGEND**  
 Read from Right Scale:  
 Price |||||  
 Relative Strength |||||  
 Bottom Band Volume |||||  
 Moving Avg (48 months) \*\*\*\*\*  
 Earnings -----  
 Dividends -----  
 Recession (Grey Shaded Bars)

Charts are updated daily at [www.Securities-Research.com](http://www.Securities-Research.com)

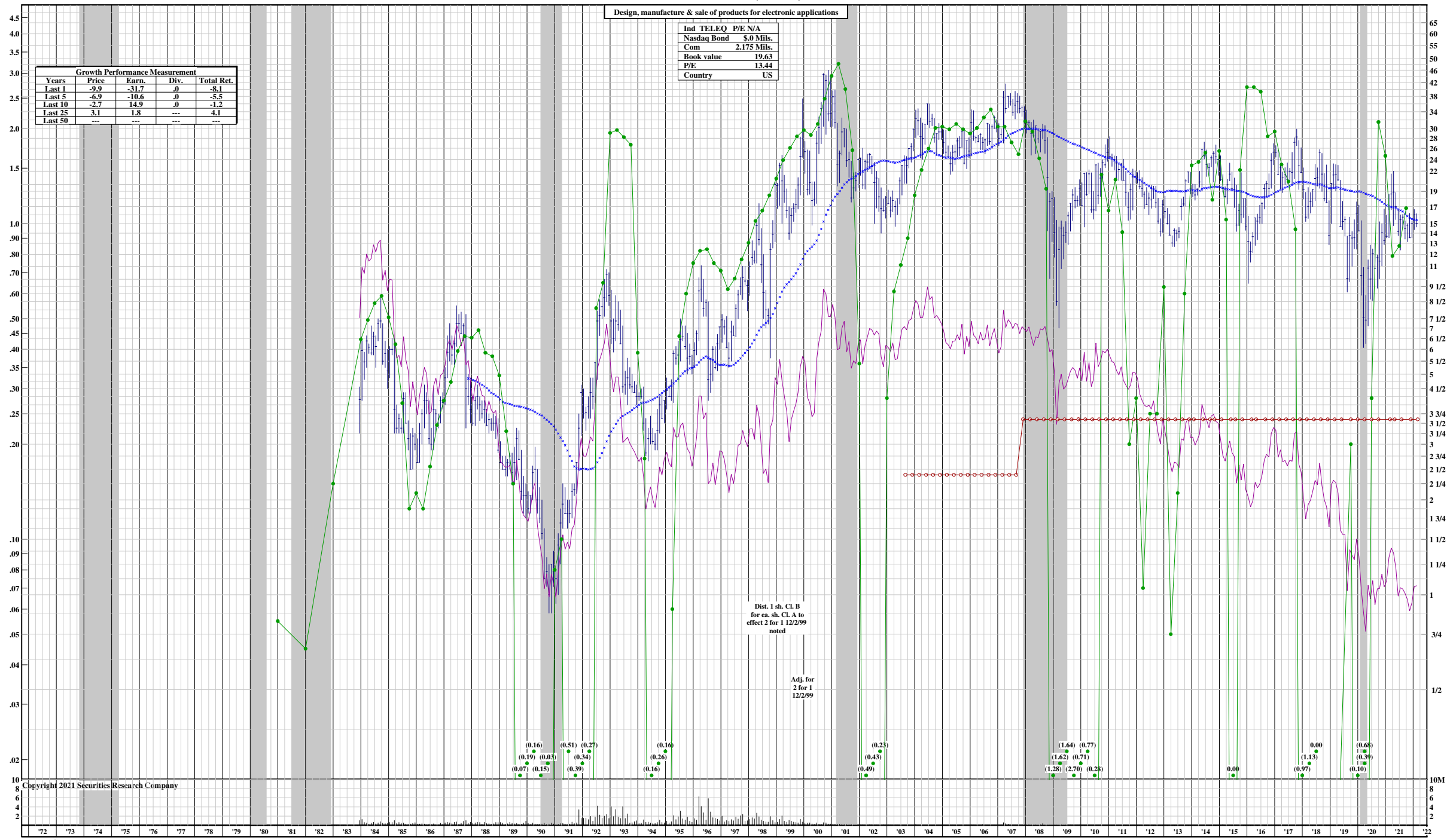


BEL FUSE INC 'A' (BELFA)

Design, manufacture & sale of products for electronic applications

Ind TELEQ	P/E	N/A
Nasdaq Bond		8.0 Mils.
Com		2.175 Mils.
Book value		19.63
P/E		13.44
Country		US

Growth Performance Measurement				
Years	Price	Earn.	Div.	Total Ret.
Last 1	-9.9	-31.7	.0	-8.1
Last 5	-6.9	-10.6	.0	-5.5
Last 10	-2.7	14.9	.0	-1.2
Last 25	3.1	1.8	---	4.1
Last 50	---	---	---	---



Copyright 2021 Securities Research Company

LEGEND  
 Read from Right Scale: Price (Blue line), Relative Strength (Magenta line)  
 Bottom Band Volume (Vertical bars), Moving Avg (48 months) (Blue dotted line), Recession (Grey Shaded Bars)  
 Read from Left Scale: Earnings (Green line with dots), Dividends (Red line with circles)

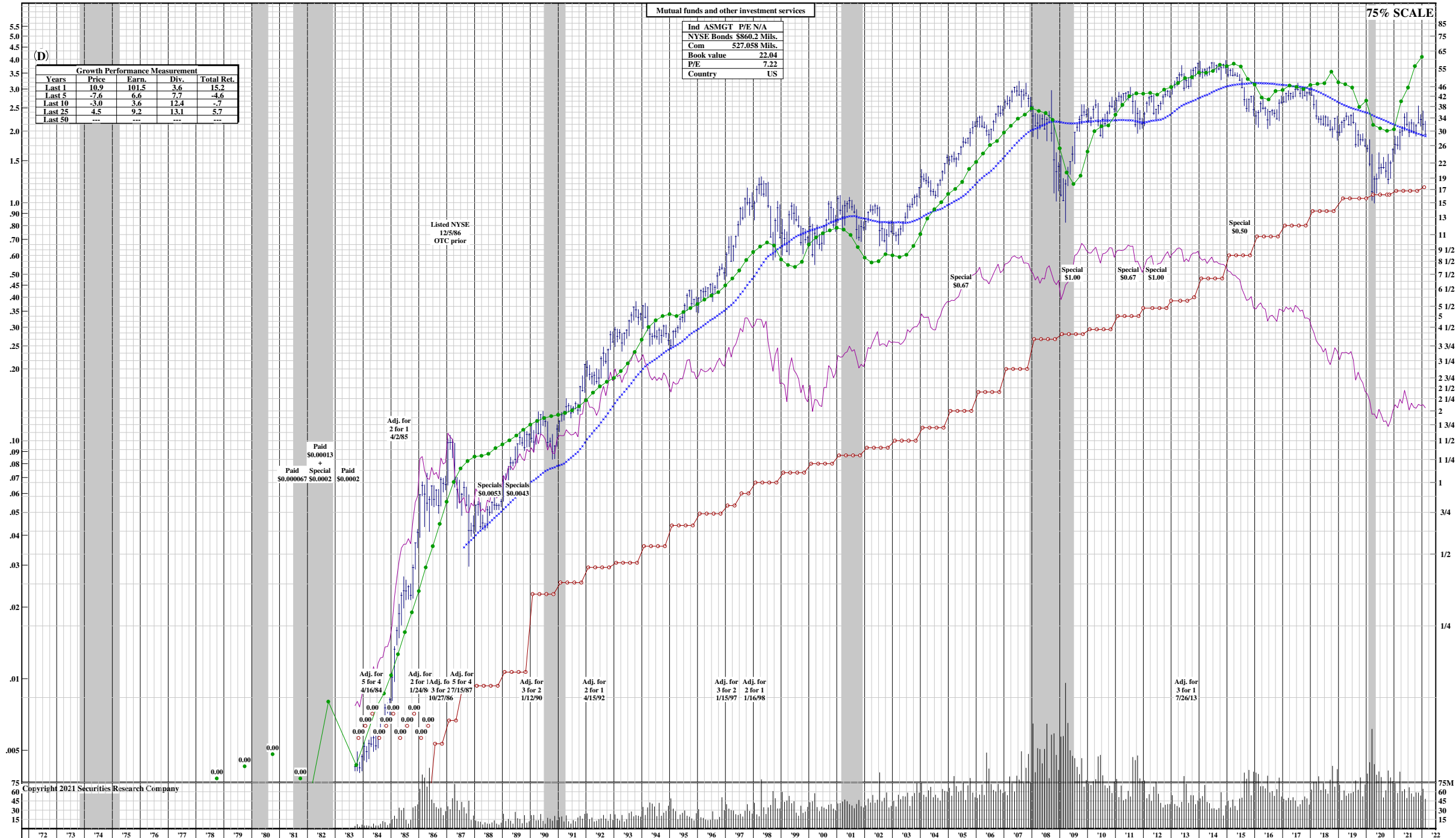
Charts are updated daily at [www.Securities-Research.com](http://www.Securities-Research.com)

FRANKLIN RES INC (BEN)

Ind	ASMT	P/E	N/A
Mutual funds and other investment services			
NYSE Bonds \$860.2 Mils.			
Com 527.058 Mils.			
Book value 22.04			
P/E 7.22			
Country US			

(D)

Growth Performance Measurement				
Years	Price	Earn.	Div.	Total Ret.
Last 1	10.9	101.5	3.6	15.2
Last 5	-7.6	6.6	7.7	-4.6
Last 10	-3.0	3.6	12.4	-7
Last 25	4.5	9.2	13.1	5.7
Last 50	---	---	---	---



Copyright 2021 Securities Research Company

LEGEND  
 Read from Right Scale: Price (Blue line), Relative Strength (Purple line)  
 Bottom Band Volume (Black bars), Moving Avg (48 months) (Blue line), Recession (Grey Shaded Bars)  
 Read from Left Scale: Earnings (Green line), Dividends (Red line)

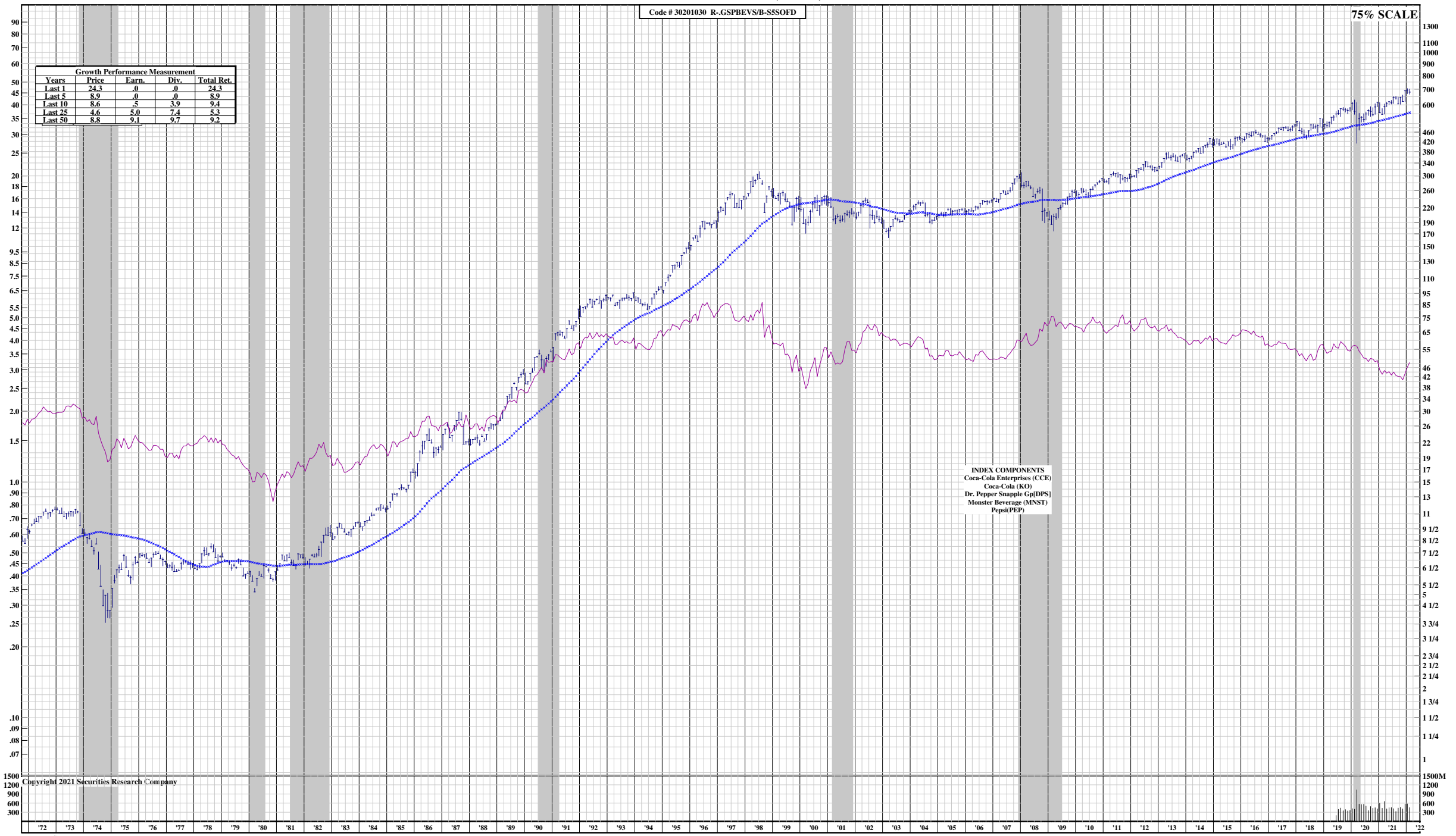
Charts are updated daily at [www.Securities-Research.com](http://www.Securities-Research.com)

# SOFT DRINKS INDUSTRY (BEVG)

Code # 30201030 R-GSPBEVS/B-SSOFD

75% SCALE

Growth Performance Measurement				
Years	Price	Earn.	Div.	Total Ret.
Last 1	24.3	.0	.0	24.3
Last 5	8.9	.0	.0	8.9
Last 10	8.6	.5	3.9	9.4
Last 25	4.6	5.0	7.4	5.3
Last 50	8.8	9.1	9.7	9.2



INDEX COMPONENTS  
 Coca-Cola Enterprises (CCE)  
 Coca-Cola (KO)  
 Dr. Pepper/Seven Up (DPS)  
 Monster Beverage (MNST)  
 Pepsi (PEP)

Copyright 2021 Securities Research Company

LEGEND  
 Read from Right Scale:  
 Price   
 Relative Strength   
 Bottom Band Volume   
 Moving Avg (48 months)   
 Recession (Grey Shaded Bars)

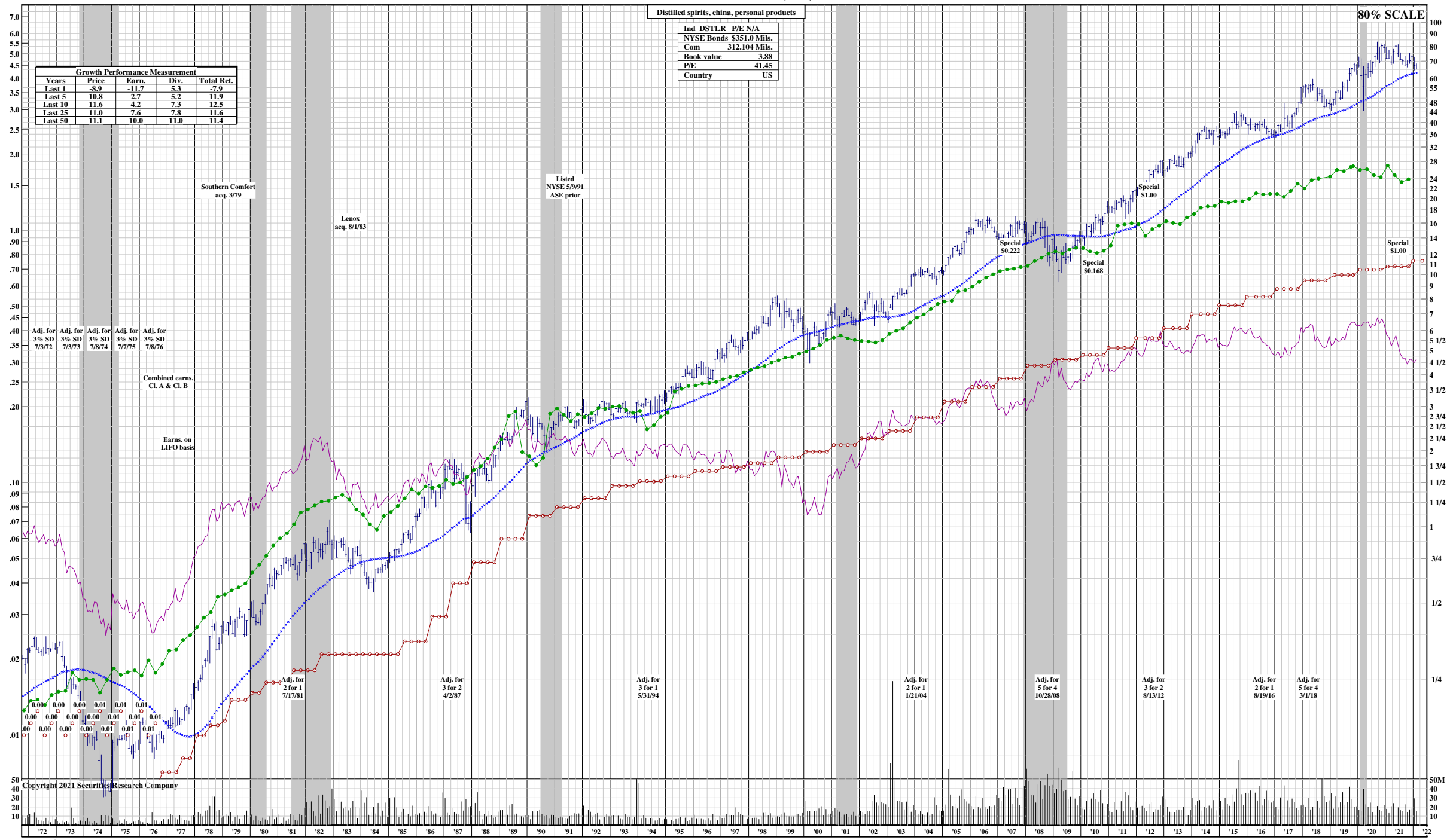
Read from Left Scale:  
 Earnings   
 Dividends

Charts are updated daily at [www.Securities-Research.com](http://www.Securities-Research.com)

# BROWN FORMAN CORP (BFB)

Ind	DSTLR	P/E	N/A
NYSE Bonds	\$351.0	Mils.	
Com	312.104	Mils.	
Book value	3.88		
P/E	41.45		
Country	US		

Growth Performance Measurement				
Years	Price	Earn.	Div.	Total Ret.
Last 1	-8.9	-11.7	5.3	-7.9
Last 5	10.8	2.7	5.2	11.9
Last 10	11.6	4.2	7.3	12.5
Last 25	11.0	7.6	7.8	11.6
Last 50	11.1	10.0	11.0	11.4



Copyright 2021 Securities Research Company

<b>LEGEND</b>			
Read from Right Scale:		Bottom Band Volume	Read from Left Scale:
Price		Moving Avg (48 months)	Earnings
Relative Strength		Recession (Grey Shaded Bars)	Dividends

Charts are updated daily at [www.Securities-Research.com](http://www.Securities-Research.com)

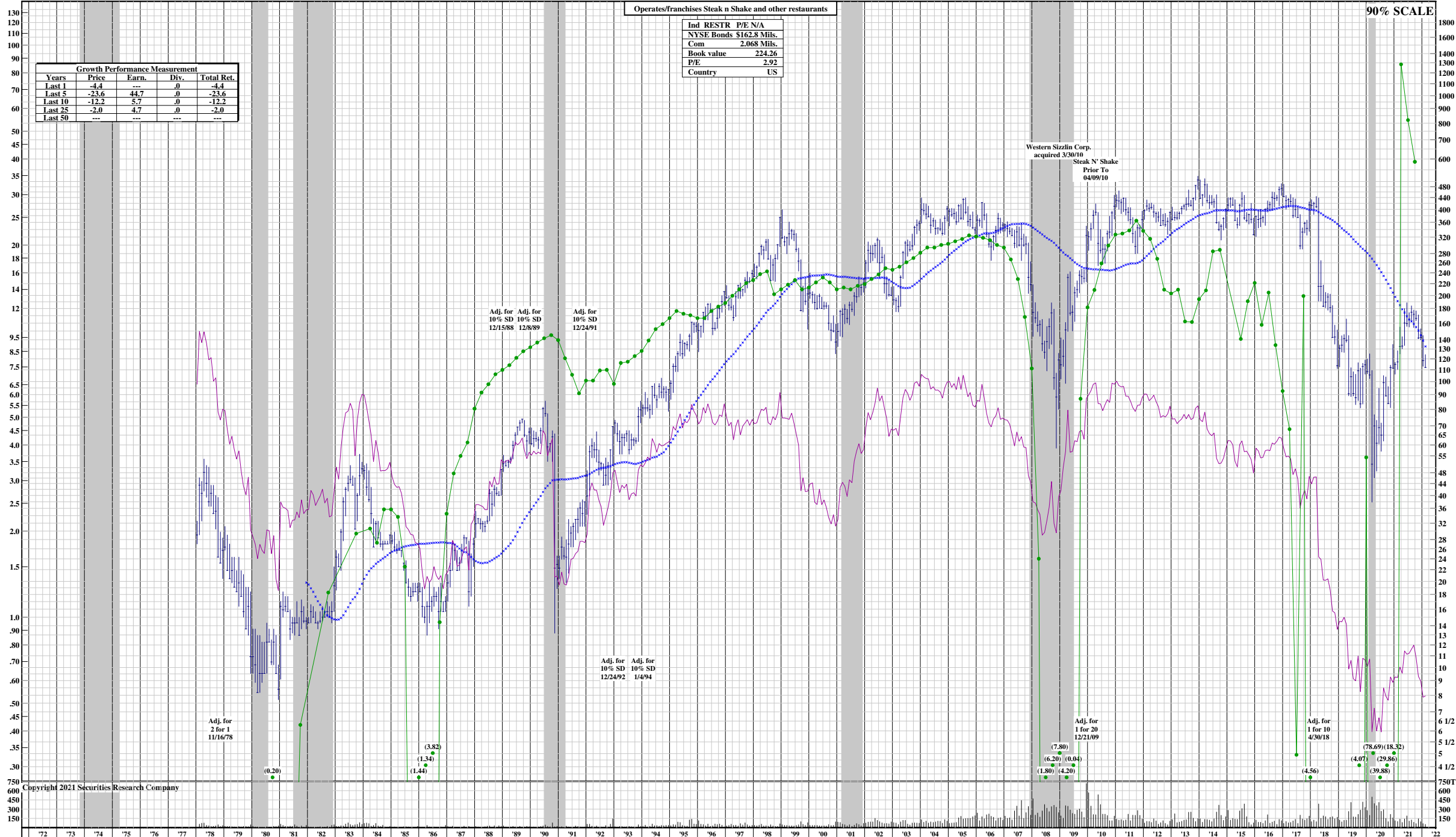
80% SCALE

# BIGLARI HLDGS INC (BH)

Operates/franchises Steak n Shake and other restaurants

Ind RESTR	P/E	N/A
NYSE Bonds	\$162.8	Mils.
Com	2.068	Mils.
Book value	224.26	
P/E	2.92	
Country	US	

Growth Performance Measurement				
Years	Price	Earn.	Div.	Total Ret.
Last 1	-4.4	---	.0	-4.4
Last 5	-23.6	44.7	.0	-23.6
Last 10	-12.2	5.7	.0	-12.2
Last 25	-2.0	4.7	.0	-2.0
Last 50	---	---	---	---



Copyright 2021 Securities Research Company

**LEGEND**  
 Read from Right Scale: Price (Blue), Relative Strength (Pink), Bottom Band Volume (Grey), Moving Avg (48 months) (Blue Dotted), Recession (Grey Shaded Bars) (Grey)  
 Read from Left Scale: Earnings (Green), Dividends (Red), (Green Dotted), (Red Dotted)

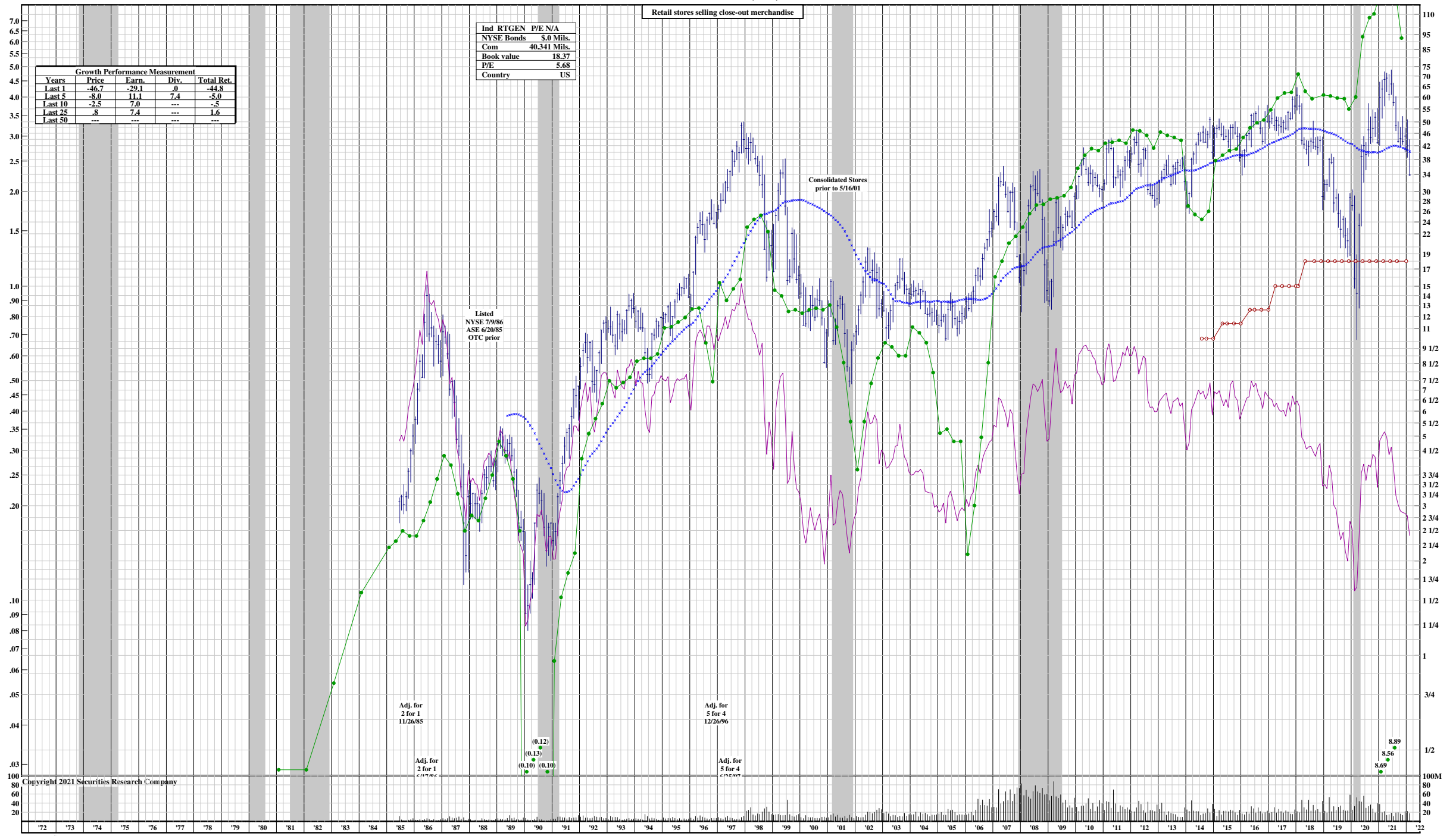
Charts are updated daily at [www.Securities-Research.com](http://www.Securities-Research.com)

# BIG LOTS INC (BIG)

Retail stores selling close-out merchandise

Ind. RTGEN	P/E	N/A
NYSE Bonds		\$0 Mills.
Com.		40.341 Mills.
Book value		18.37
P/E		5.68
Country		US

Growth Performance Measurement				
Years	Price	Earn.	Div.	Total Ret.
Last 1	-46.7	-29.1	.0	-44.8
Last 5	-8.0	11.1	7.4	-5.0
Last 10	-2.5	7.0	---	-5
Last 25	.8	7.4	---	1.6
Last 50	---	---	---	---



Copyright 2021 Securities Research Company

**LEGEND**  
 Read from Right Scale:  
 Price |||||  
 Relative Strength |||||  
 Bottom Band Volume   
 Moving Avg (48 months) .....  
 Recession (Grey Shaded Bars)

Read from Left Scale:  
 Earnings ●—●—●—  
 Dividends ○—○—○—

Charts are updated daily at [www.Securities-Research.com](http://www.Securities-Research.com)

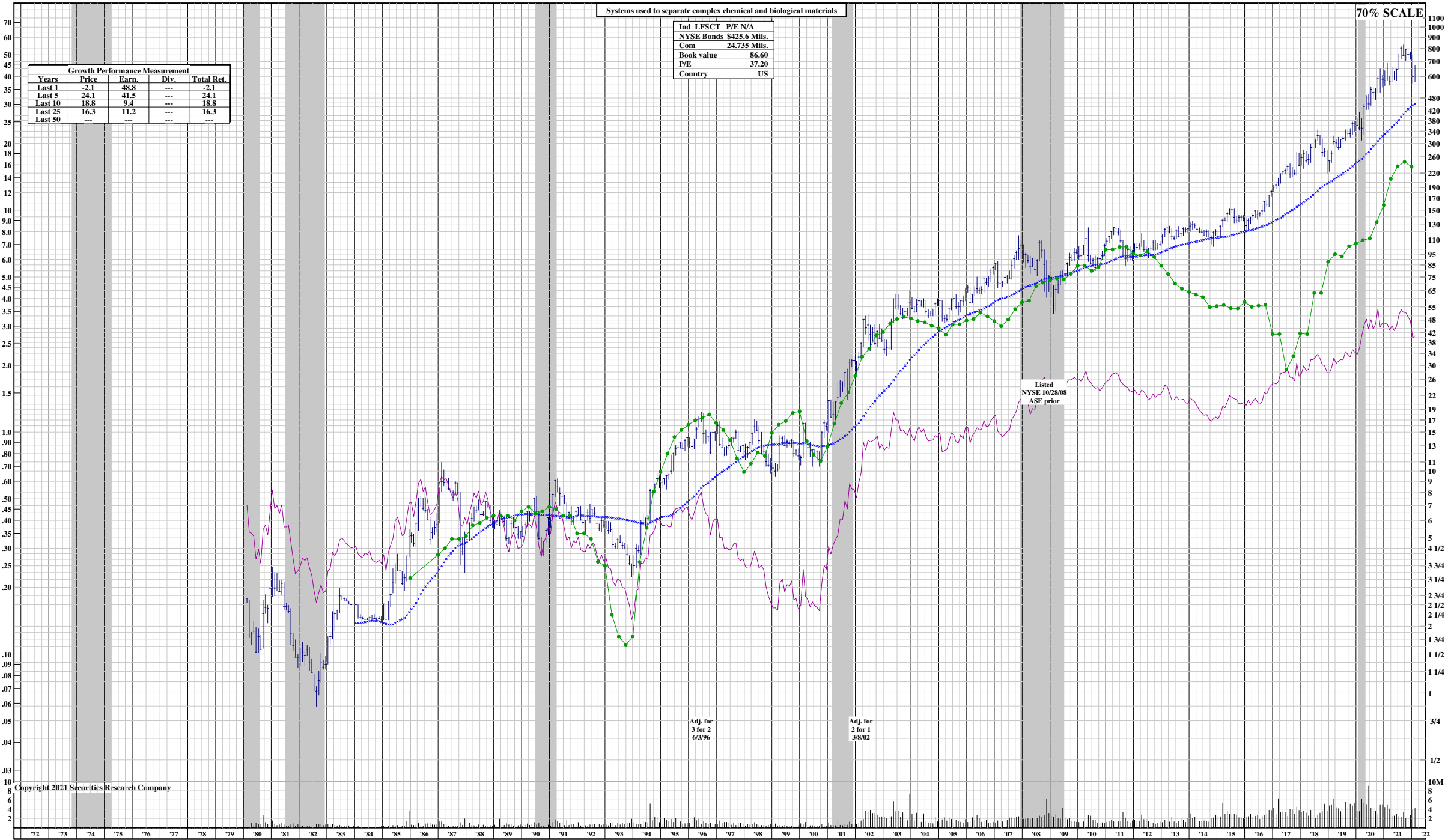


# BIO RAD LABS INC (BIO)

Systems used to separate complex chemical and biological materials

Ind LFSCT	P/E	N/A
NYSE Bonds	\$425.6	Mils.
Com	24.735	Mils.
Book value	86.60	
P/E	37.20	
Country	US	

Growth Performance Measurement				
Years	Price	Earn.	Div.	Total Ret.
Last 1	-2.1	48.8	---	-2.1
Last 5	24.1	41.5	---	24.1
Last 10	18.8	9.4	---	18.8
Last 25	16.3	11.2	---	16.3
Last 50	---	---	---	---



Copyright 2021 Securities Research Company

**LEGEND**  
 Read from Right Scale:  
 Price |||||  
 Relative Strength |||||  
 Bottom Band Volume |||||  
 Moving Avg (48 months) .....  
 Read from Left Scale:  
 Earnings ●-●-●  
 Dividends ○-○-○  
 Recession (Grey Shaded Bars)

Charts are updated daily at [www.Securities-Research.com](http://www.Securities-Research.com)

# BANK OF NEW YORK MELLON CORP (BK)

Bank holding company based in New York

Ind. ASMT	P/E	N/A
NYSE Bombs 10398.0 Mills.		
Com	999.945 Mills.	
Book value	33.67	
P/E	13.31	
Country	US	

Bank of New York Co. Inc.  
prior to 7/3/07  
  
Mellon Financial Corp.  
merged 7/3/07

Putnam Trust Co.  
(Conn.) merged 9/1/95

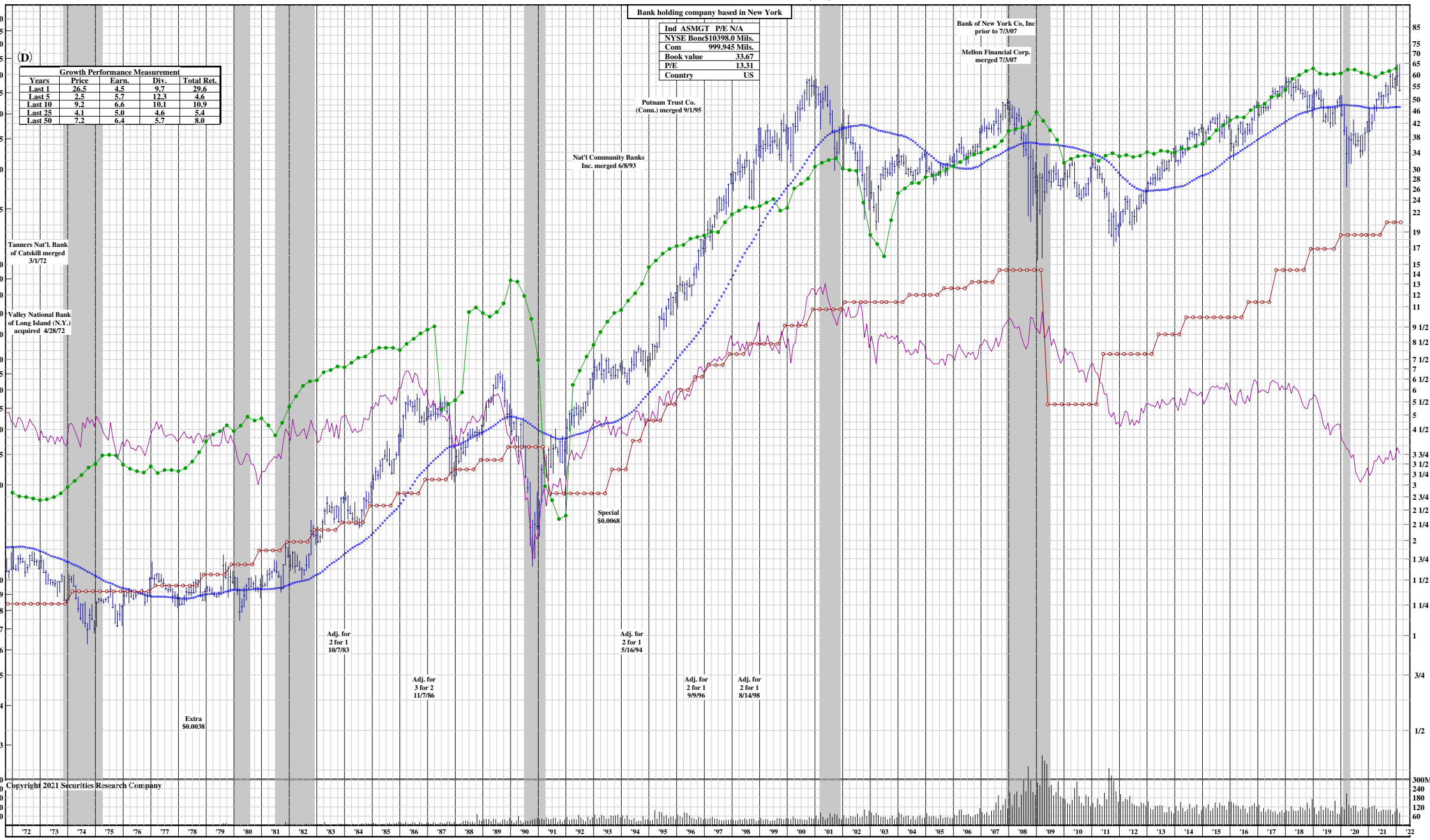
Nat'l Community Banks  
Inc. merged 6/8/93

(D)

Growth Performance Measurement				
Years	Price	Earn.	Div.	Total Ret.
Last 1	26.5	4.5	9.7	29.6
Last 5	2.5	5.7	12.3	4.6
Last 10	9.2	6.6	10.1	10.9
Last 25	4.1	5.0	4.6	5.4
Last 50	7.2	6.4	5.7	8.0

Tanners Nat'l. Bank  
of Catskill merged  
3/1/72

Valley National Bank  
of Long Island (N.Y.)  
acquired 4/28/72



Copyright 2021 Securities Research Company

**LEGEND**  
 Read from Right Scale:  
 Price |||||  
 Relative Strength |||||  
 Bottom Band Volume |||||  
 Moving Avg (48 months) \*\*\*\*\*  
 Recession (Grey Shaded Bars)

Read from Left Scale:  
 Earnings ◆◆◆◆  
 Dividends ○-○-○-

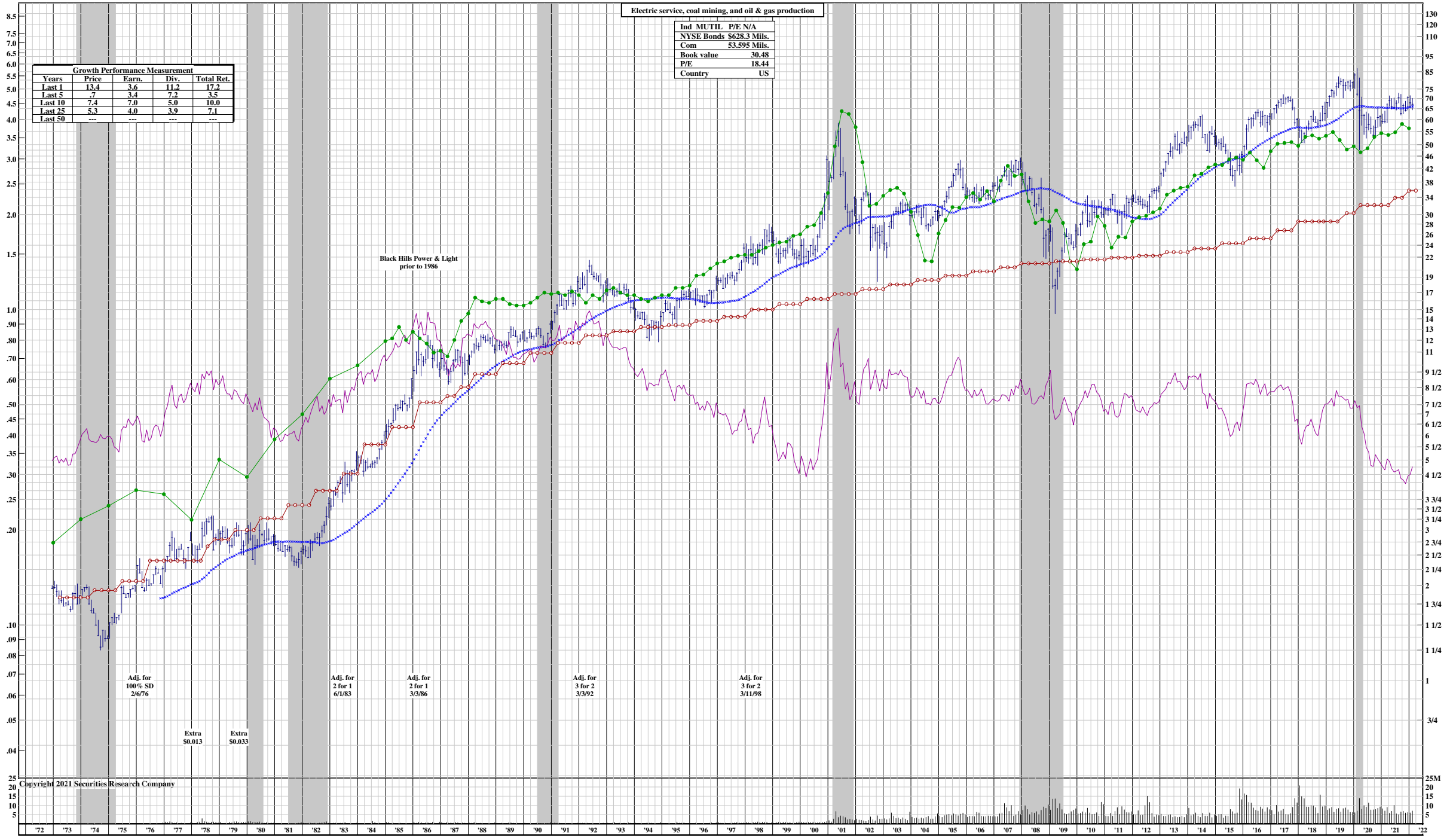
Charts are updated daily at [www.Securities-Research.com](http://www.Securities-Research.com)

# BLACK HILLS CORPORATION (BKH)

Electric service, coal mining, and oil & gas production

Ind. MUTIL	P/E	N/A
NYSE Bonds	\$628.3	Mils.
Com	\$3.595	Mils.
Book value	30.48	
P/E	18.44	
Country	US	

Growth Performance Measurement				
Years	Price	Earn.	Div.	Total Ret.
Last 1	13.4	3.6	11.2	17.2
Last 5	7	3.4	7.2	3.5
Last 10	7.4	7.0	5.0	10.0
Last 25	5.3	4.0	3.9	7.1
Last 50	---	---	---	---



Copyright 2021 Securities Research Company

**LEGEND**  
 Read from Right Scale:  
 Price |||||  
 Relative Strength |||||  
 Bottom Band Volume |||||  
 Moving Avg (48 months) \*\*\*\*\*  
 Recession (Grey Shaded Bars)

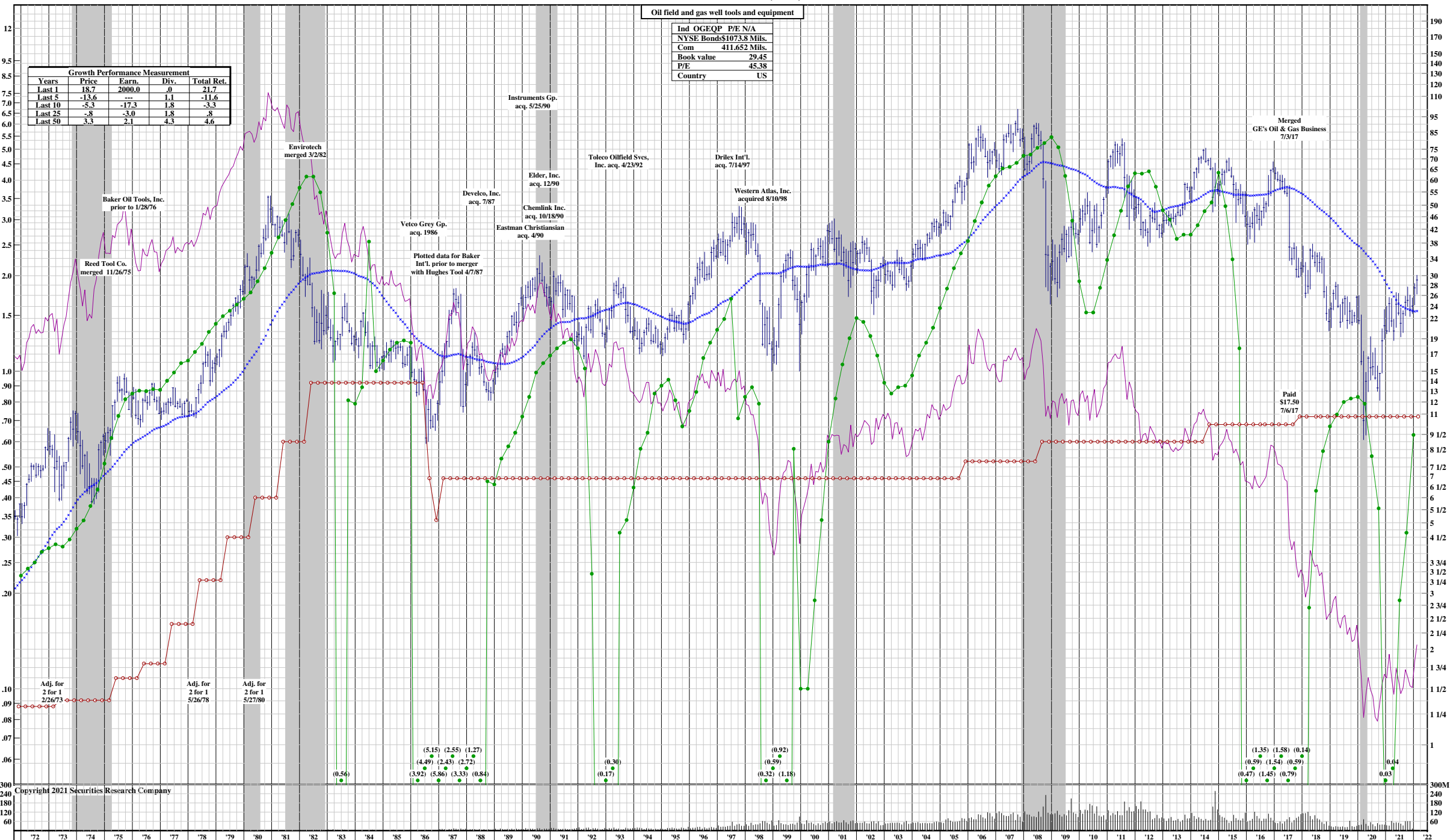
Read from Left Scale:  
 Earnings —●—●—●—  
 Dividends —○—○—○—

Charts are updated daily at [www.Securities-Research.com](http://www.Securities-Research.com)

# BAKER HUGHES INC (BKR)

Oil field and gas well tools and equipment			
Ind. OCEQP	P/E	N/A	
NYSE Bonds	\$1073.8 Mills.		
Com	411.652 Mills.		
Book value	29.45		
P/E	45.38		
Country	US		

Growth Performance Measurement				
Years	Price	Earn.	Div.	Total Ret.
Last 1	13.7	2000.0	.0	21.7
Last 5	-13.6	---	1.1	-11.6
Last 10	-5.3	-17.3	1.8	-3.3
Last 25	-.8	-3.0	1.8	.8
Last 50	3.3	2.1	4.3	4.6



Copyright 2021 Securities Research Company

**LEGEND**  
 Read from Right Scale:  
 Price |||||  
 Relative Strength |||||  
 Bottom Band Volume |||||  
 Moving Avg (48 months) \*\*\*\*\*  
 Recesson (Grey Shaded Bars)

Read from Left Scale:  
 Earnings ●●●●  
 Dividends ○-○-○-

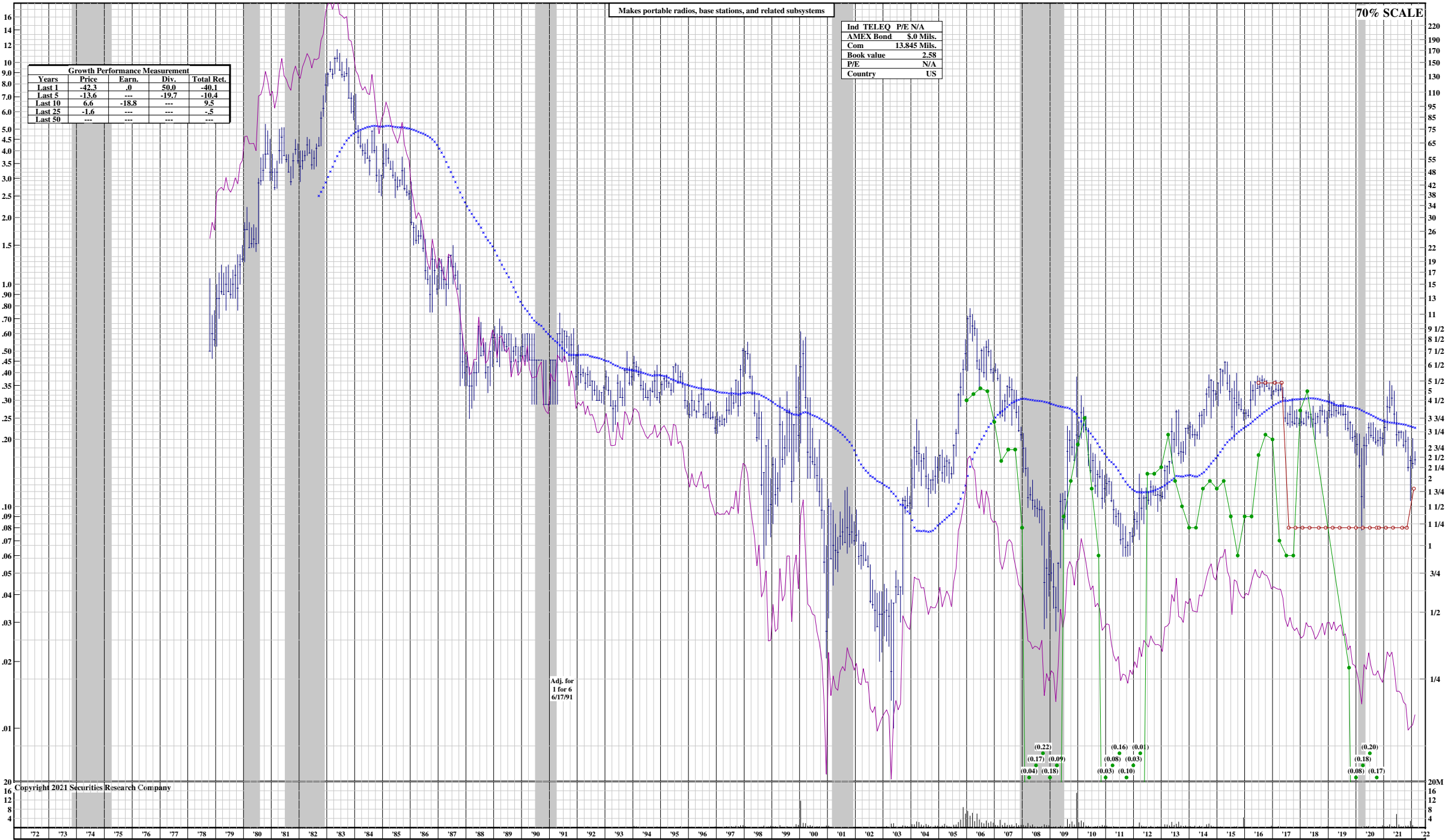
Charts are updated daily at [www.Securities-Research.com](http://www.Securities-Research.com)

# BK TECHNOLOGIES INC (BKT)

Makes portable radios, base stations, and related subsystems

Ind TELEQ	P/E	N/A
AMEX Bond		\$0 Mills.
Com		13,845 Mills.
Book value		2.58
P/E		N/A
Country		US

Growth Performance Measurement				
Years	Price	Earn.	Div.	Total Ret.
Last 1	-42.3	.0	50.0	-40.1
Last 5	-13.6	---	-19.7	-10.4
Last 10	6.6	-18.8	---	9.5
Last 25	-1.6	---	---	-5
Last 50	---	---	---	---



Adj. for  
1 for 6  
6/17/91

Copyright 2021 Securities Research Company

**LEGEND**  
 Read from Right Scale:  
 Price   
 Relative Strength   
 Bottom Band Volume   
 Moving Avg (48 months)   
 Recession (Grey Shaded Bars)

Read from Left Scale:  
 Earnings   
 Dividends

Charts are updated daily at [www.Securities-Research.com](http://www.Securities-Research.com)

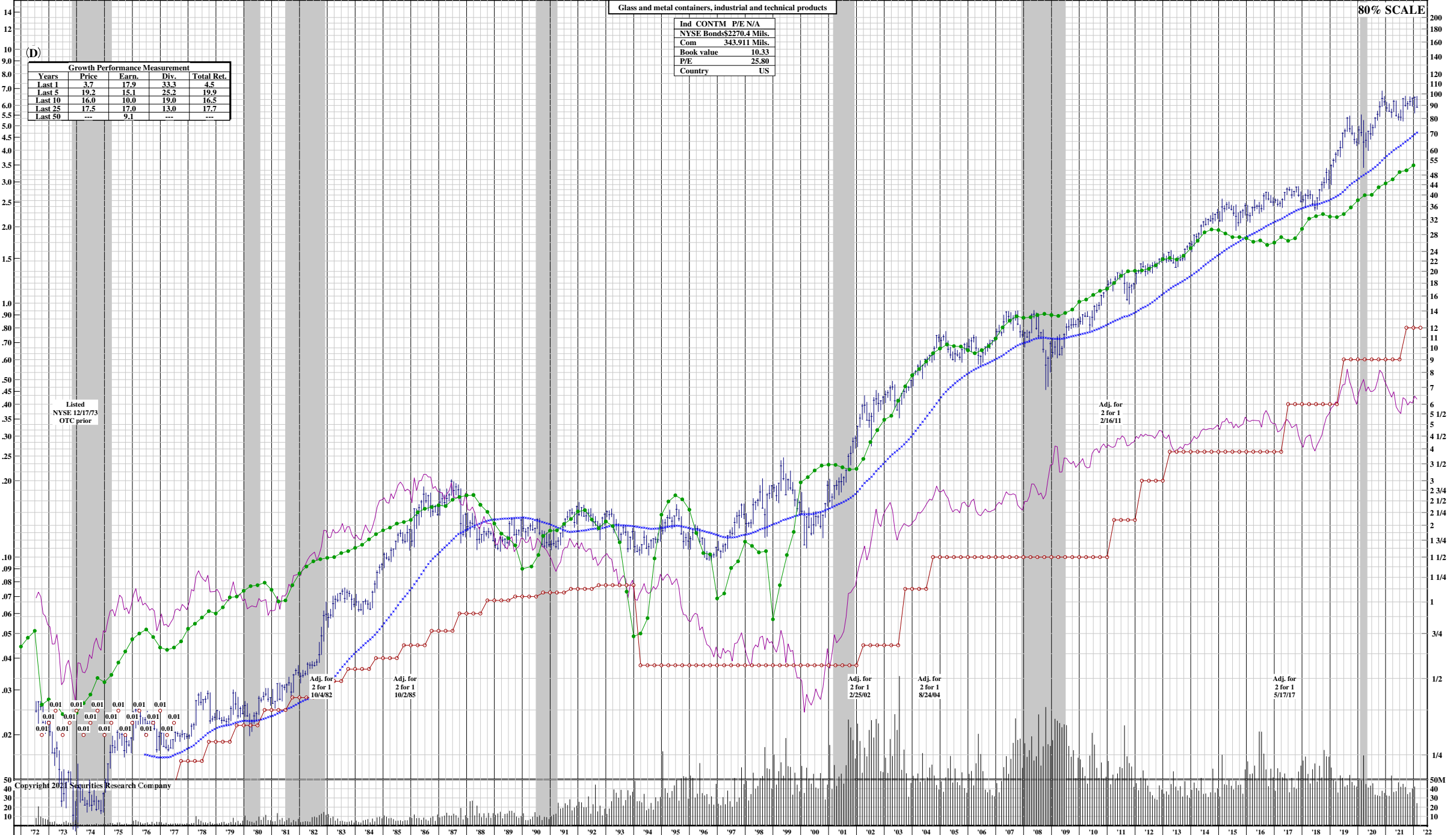
# BALL CORP (BLL)

Glass and metal containers, industrial and technical products

Ind	CONTM	P/E	N/A
NYSE Bonds	\$2270.4	Mils.	
Com	343.911	Mils.	
Book value	10.33		
P/E	25.80		
Country	US		

(D)

Growth Performance Measurement				
Years	Price	Earn.	Div.	Total Ret.
Last 1	3.7	17.9	33.3	4.5
Last 5	19.2	15.1	25.2	19.9
Last 10	16.0	10.0	19.0	16.5
Last 25	17.5	17.0	13.0	17.7
Last 50	---	9.1	---	---



Copyright 2021 Securities Research Company

**LEGEND**  
 Read from Right Scale: Price (blue line), Relative Strength (purple line)  
 Bottom Band Volume (grey bars), Moving Avg (48 months) (blue dotted line), Recession (Grey Shaded Bars)  
 Read from Left Scale: Earnings (green line with diamonds), Dividends (red line with circles)

Charts are updated daily at [www.Securities-Research.com](http://www.Securities-Research.com)



# BADGER METER INC (BMI)

Water and gas meters, flow control products

Ind MACHN	P/E N/A
NYSE Bonds	\$5.9 Mills.
Com	29.114 Mills.
Book value	9.01
P/E	47.68
Country	US

Growth Performance Measurement				
Years	Price	Earn.	Div.	Total Ret.
Last 1	-10.3	22.4	11.1	-9.6
Last 5	21.6	11.6	11.7	22.4
Last 10	19.7	11.9	9.6	20.3
Last 25	15.3	10.4	11.3	15.6
Last 50	---	5.4	---	---



80% SCALE

**LEGEND**  
 Read from Right Scale: Price (Blue bars), Relative Strength (Purple line)  
 Bottom Band Volume (Vertical bars), Moving Avg (48 months) (Blue dotted line), Recession (Grey Shaded Bars)  
 Read from Left Scale: Earnings (Green line with dots), Dividends (Red line with circles)

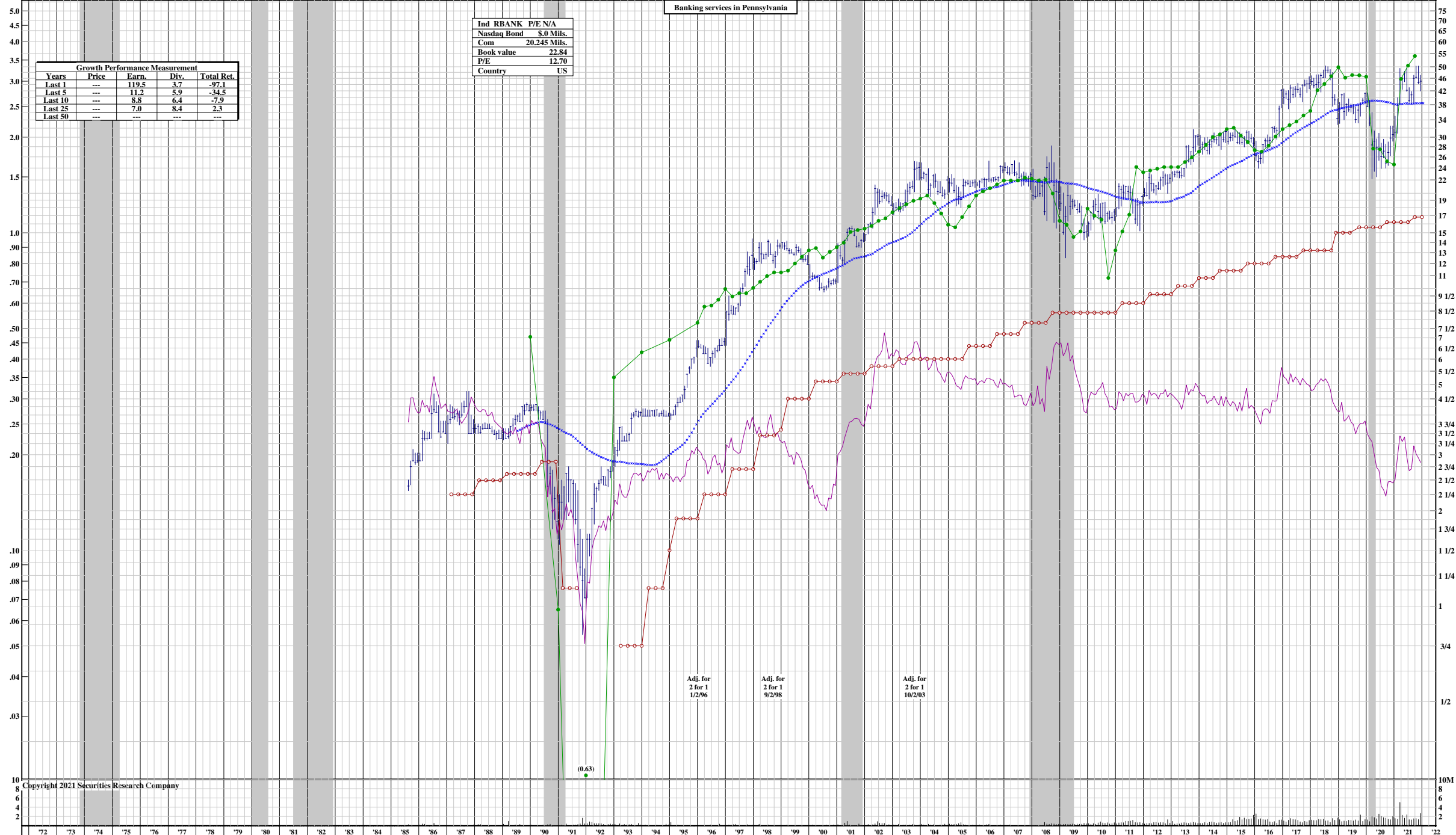
Charts are updated daily at [www.Securities-Research.com](http://www.Securities-Research.com)

BRYN MAWR BK CORP (BMT)

Banking services in Pennsylvania

Ind RBANK	P/E	N/A
Nasdaq Bond	\$4.0 Mills.	
Com	20,245 Mills.	
Book value	22.84	
P/E	12.70	
Country	US	

Growth Performance Measurement				
Years	Price	Earn.	Div.	Total Ret.
Last 1	---	119.5	3.7	-97.1
Last 5	---	11.2	5.9	-34.5
Last 10	---	8.8	6.4	-7.9
Last 25	---	7.0	8.4	2.3
Last 50	---	---	---	---



Copyright 2021 Securities Research Company

LEGEND  
 Read from Right Scale:  
 Price   
 Relative Strength   
 Bottom Band Volume   
 Moving Avg (48 months)   
 Read from Left Scale:  
 Earnings   
 Dividends   
 Recession (Grey Shaded Bars)

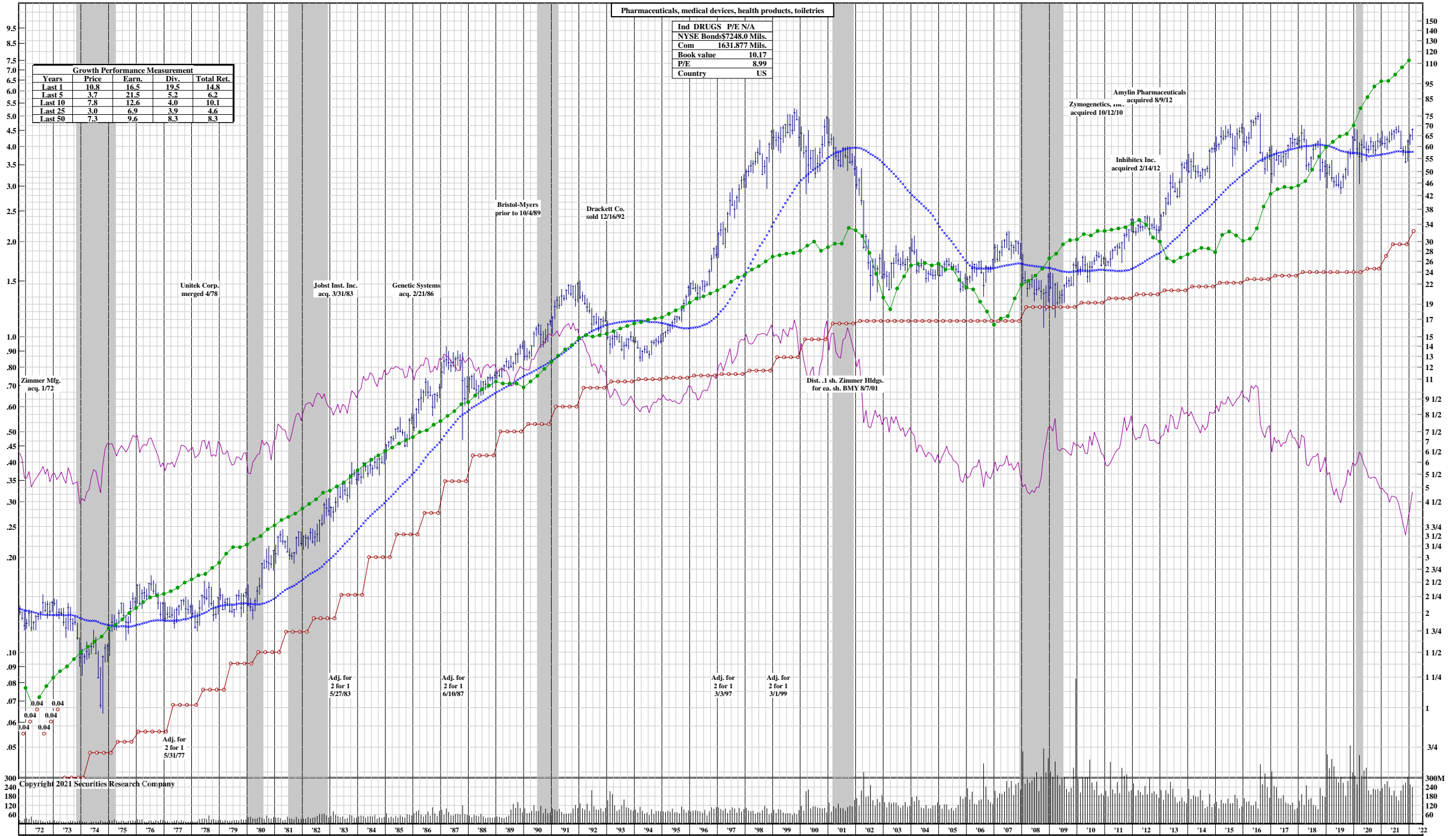
Charts are updated daily at [www.Securities-Research.com](http://www.Securities-Research.com)

# BRISTOL MYERS SQUIBB CO (BMY)

Pharmaceuticals, medical devices, health products, toiletries

Ind DRUGS	P/E	N/A
NYSE Bonds	\$7248.0	Mils.
Com	1631.877	Mils.
Book value	10.17	
P/E	8.99	
Country	US	

Growth Performance Measurement				
Years	Price	Earn.	Div.	Total Ret.
Last 1	10.8	16.5	19.5	14.8
Last 5	3.7	21.5	5.2	6.2
Last 10	7.8	12.6	4.0	10.1
Last 25	3.0	6.9	3.9	4.6
Last 50	7.3	9.6	8.3	8.3



Copyright 2021 Securities Research Company

### LEGEND

- Read from Right Scale:
  - Price |||||
  - Relative Strength |||||
- Bottom Band Volume
  - Moving Avg (48 months) \*\*\*\*\*
  - Recession (Grey Shaded Bars)
- Read from Left Scale:
  - Earnings -o-o-
  - Dividends -o-o-

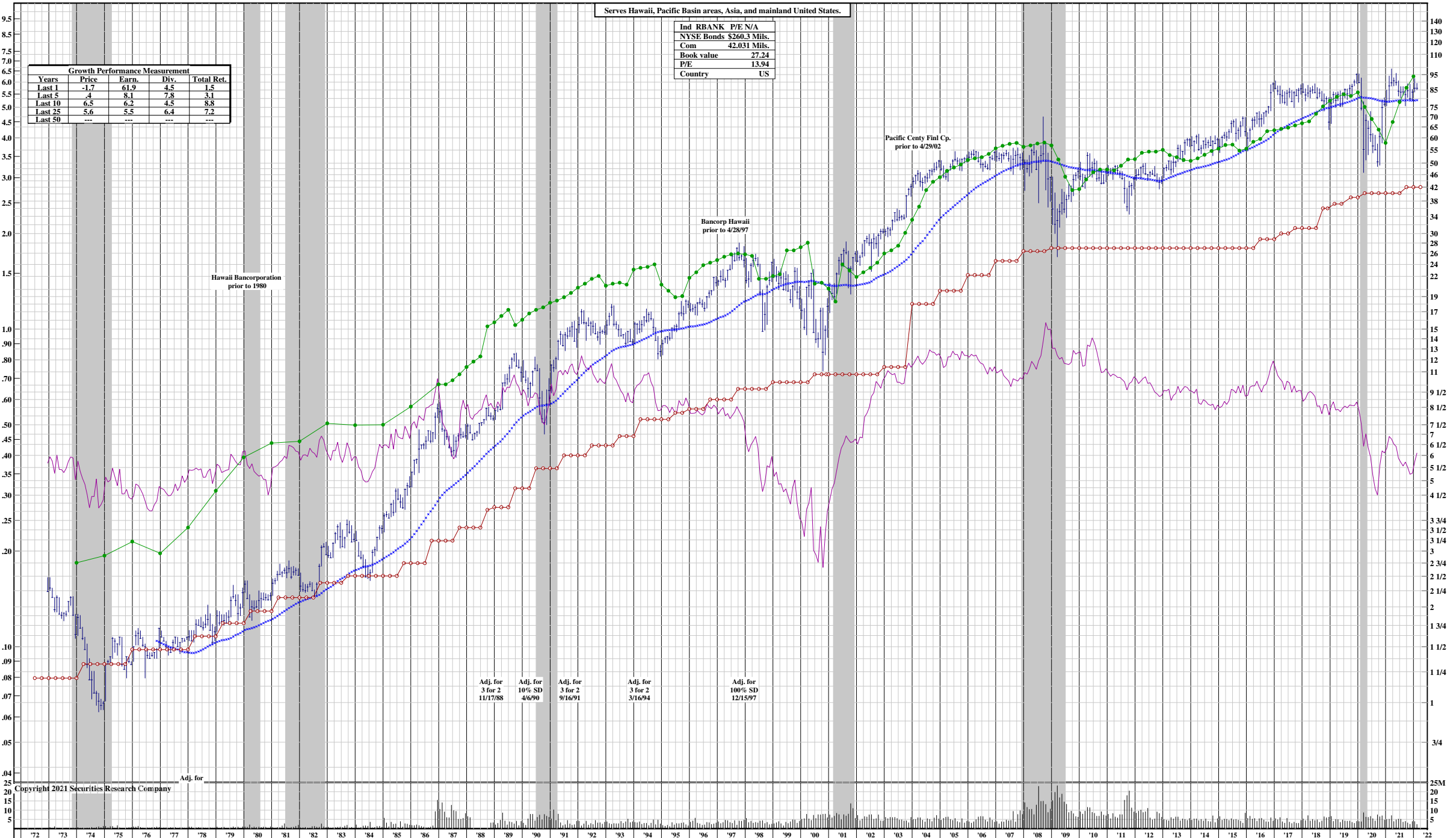
Charts are updated daily at [www.Securities-Research.com](http://www.Securities-Research.com)

# BANK HAWAII CORP (BOH)

Serves Hawaii, Pacific Basin areas, Asia, and mainland United States.

Ind RBANK	P/E	N/A
NYSE Bonds	\$260.3	Mils.
Com	42.031	Mils.
Book value	27.24	
P/E	13.94	
Country	US	

Growth Performance Measurement				
Years	Price	Earn.	Div.	Total Ret.
Last 1	-1.7	61.9	4.5	1.5
Last 5	4	8.1	7.8	3.1
Last 10	6.5	6.2	4.5	8.8
Last 25	5.6	5.5	6.4	7.2
Last 50	---	---	---	---



Copyright 2021 Securities Research Company

**LEGEND**

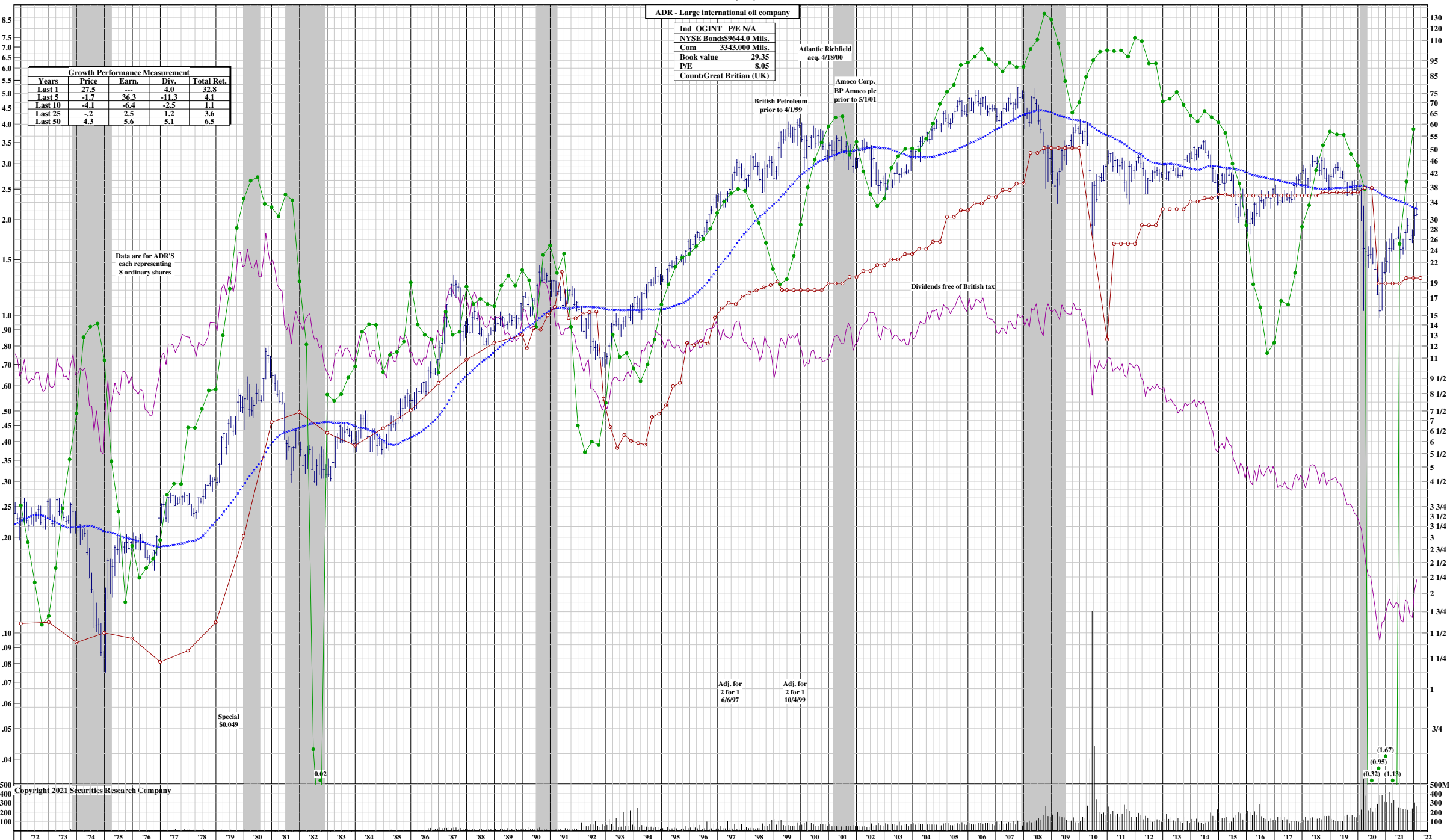
Read from Right Scale:	Bottom Band Volume	Read from Left Scale:
Price	Moving Avg (48 months)	Earnings
Relative Strength	Recession (Grey Shaded Bars)	Dividends

Charts are updated daily at [www.Securities-Research.com](http://www.Securities-Research.com)

# BP PLC (BP)

ADR - Large international oil company			
Ind. OGINT	P/E	N/A	
NYSE Bonds	\$9644.0 Mills.		
Com	3343.000 Mills.		
Book value	29.35		
P/E	8.05		
Count	Great Britain (UK)		

Growth Performance Measurement				
Years	Price	Earn.	Div.	Total Ret.
Last 1	27.5	---	4.0	32.8
Last 5	-1.7	36.3	-11.3	4.1
Last 10	-4.1	-6.4	-2.5	1.1
Last 25	-2	2.5	1.2	3.6
Last 50	4.3	5.6	5.1	6.5



Data are for ADR'S each representing 8 ordinary shares

Special \$0.049

Adj. for 2 for 1 6/6/97

Adj. for 2 for 1 10/4/99

Atlantic Richfield acq. 4/18/00

Amoco Corp. BP Amoco plc prior to 5/1/01

British Petroleum prior to 4/1/99

Dividends free of British tax

Copyright 2021 Securities Research Company

**LEGEND**  
 Read from Right Scale:  
 Price   
 Relative Strength   
 Bottom Band Volume   
 Moving Avg (48 months)   
 Recession (Grey Shaded Bars)

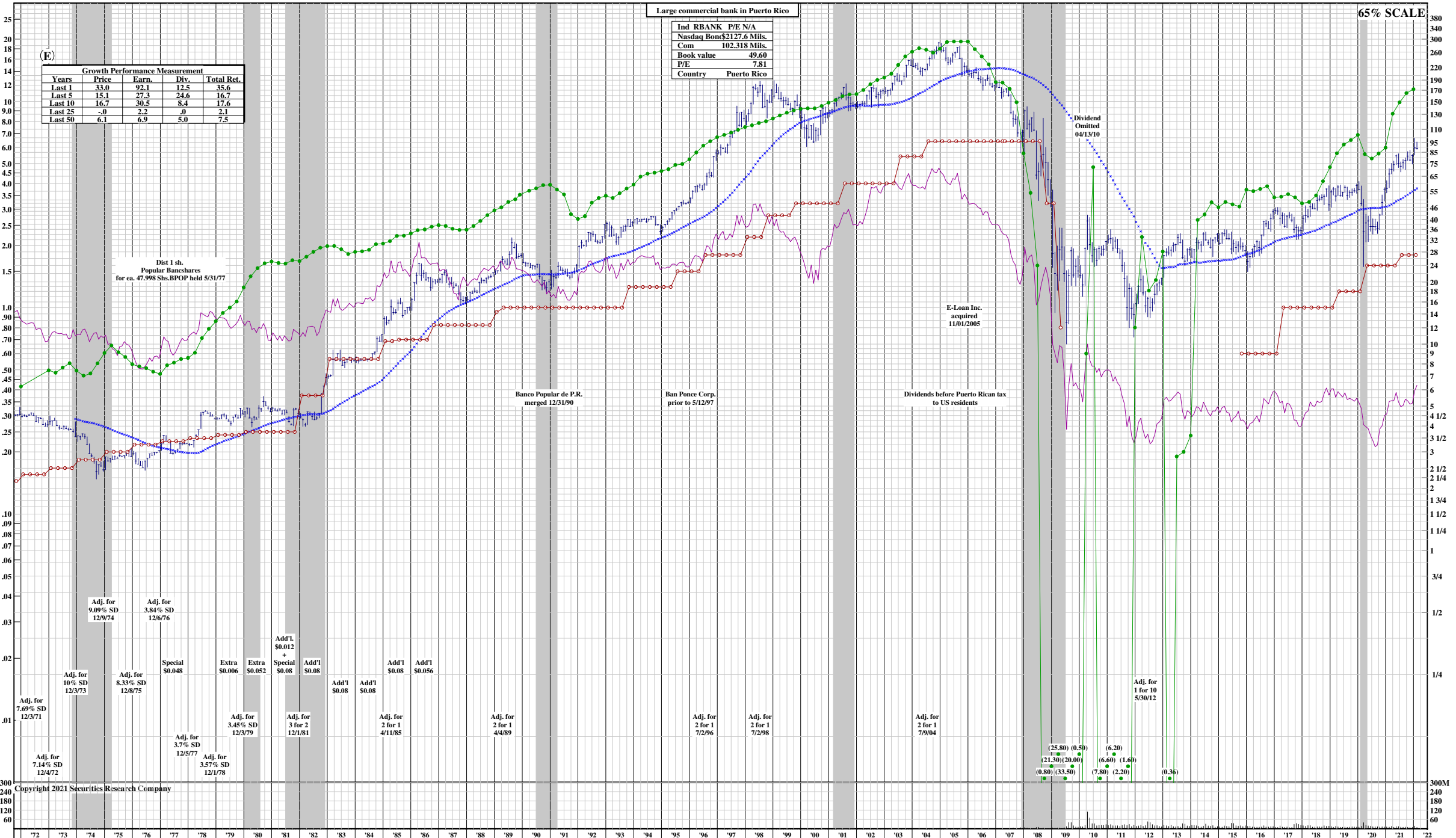
Read from Left Scale:  
 Earnings   
 Dividends

Charts are updated daily at [www.Securities-Research.com](http://www.Securities-Research.com)

# POPULAR INC (BPOP)

Large commercial bank in Puerto Rico		
Ind RBANK	P/E	N/A
Nasdaq Bom	\$	2127.6 Mils.
Com		102.318 Mils.
Book value		49.60
P/E		7.81
Country		Puerto Rico

Growth Performance Measurement				
Years	Price	Earn.	Div.	Total Ret.
Last 1	33.0	92.1	12.5	35.6
Last 5	15.1	27.3	24.6	16.7
Last 10	16.7	30.5	8.4	17.6
Last 25	-0	2.2	0	2.1
Last 50	6.1	6.9	5.0	7.5



Copyright 2021 Securities Research Company

**LEGEND**  
 Read from Right Scale: Price (Blue line), Relative Strength (Purple line)  
 Bottom Band Volume (Vertical bars), Moving Avg (48 months) (Blue dashed line), Recession (Grey Shaded Bars)  
 Read from Left Scale: Earnings (Green line), Dividends (Red line)

Charts are updated daily at [www.Securities-Research.com](http://www.Securities-Research.com)

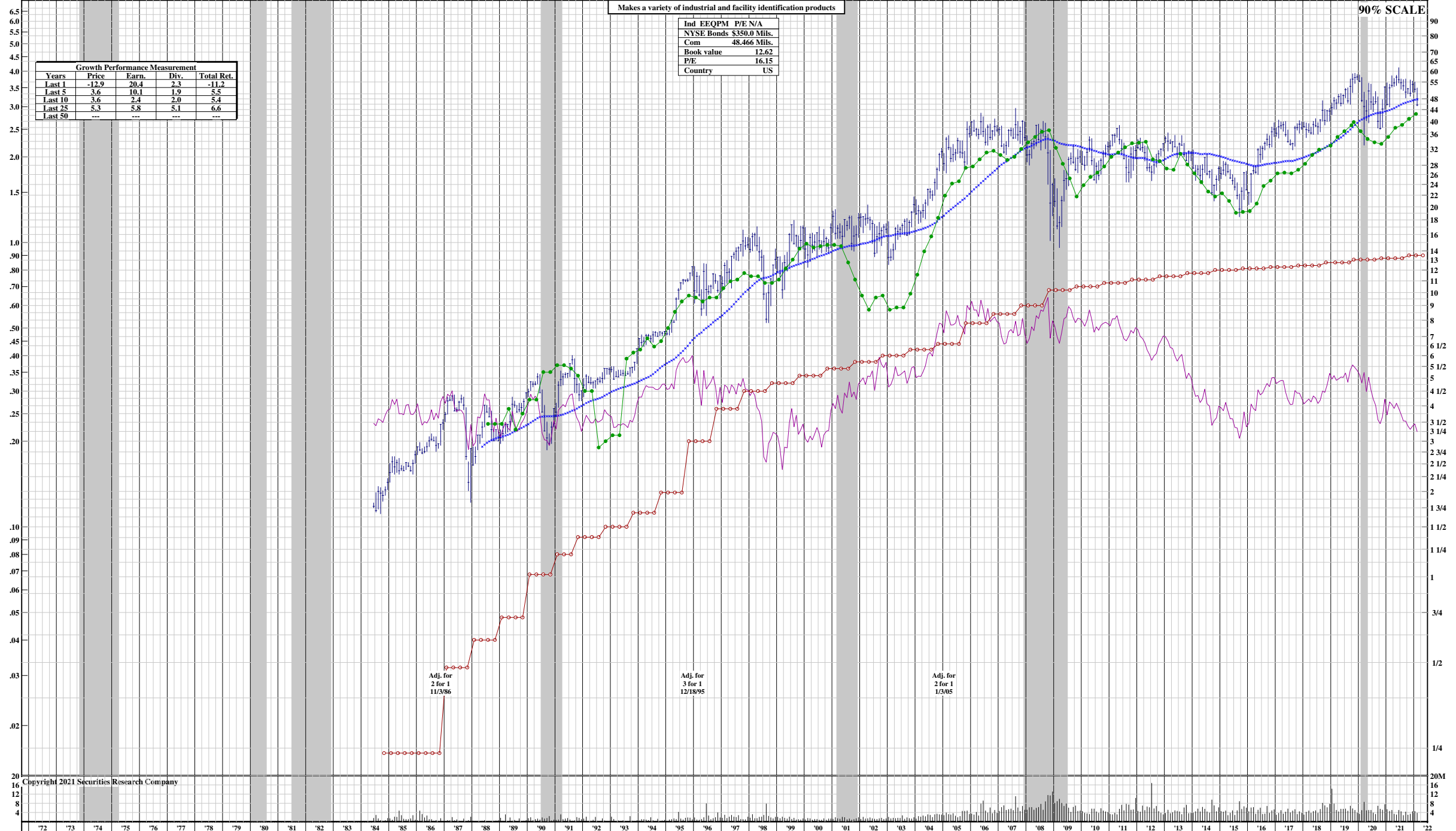


# BRADY CORP (BRC)

Makes a variety of industrial and facility identification products

Ind. EEQPM	P/E	N/A
NYSE Bonds	\$350.0	Mils.
Com.	48,466	Mils.
Book value	12.62	
P/E	16.15	
Country	US	

Growth Performance Measurement				
Years	Price	Earn.	Div.	Total Ret.
Last 1	-12.9	20.4	2.3	-11.2
Last 5	3.6	10.1	1.9	5.5
Last 10	3.6	2.4	2.0	5.4
Last 25	5.3	5.8	5.1	6.6
Last 50	---	---	---	---



Copyright 2021 Securities Research Company

**LEGEND**  
 Read from Right Scale:  
 Price |||||  
 Relative Strength |||||  
 Bottom Band Volume \*\*\*\*\*  
 Moving Avg (48 months) -----  
 Recession (Grey Shaded Bars)

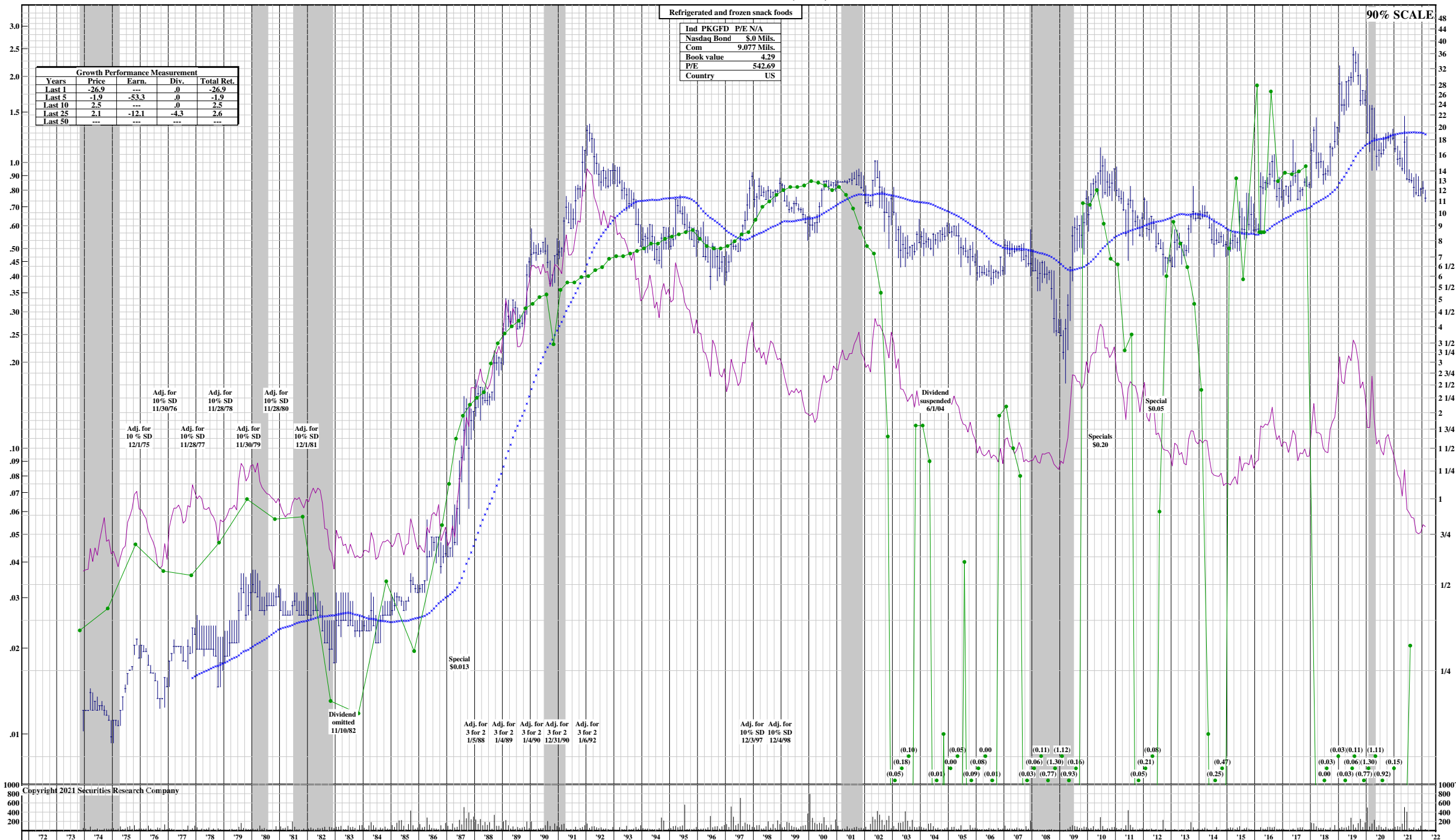
Read from Left Scale:  
 Earnings -----  
 Dividends -----

Charts are updated daily at [www.Securities-Research.com](http://www.Securities-Research.com)

BRIDGFORD FOODS CORP (BRID)

Refrigerated and frozen snack foods		
Ind PKGFD	P/E	N/A
Nasdaq Bond	\$0 Mils.	
Com	9,077 Mils.	
Book value	4.29	
P/E	542.69	
Country	US	

Growth Performance Measurement				
Years	Price	Earn.	Div.	Total Ret.
Last 1	-26.9	---	.0	-26.9
Last 5	-1.9	-53.3	.0	-1.9
Last 10	2.5	---	.0	2.5
Last 25	2.1	-12.1	-4.3	2.6
Last 50	---	---	---	---



Copyright 2021 Securities Research Company

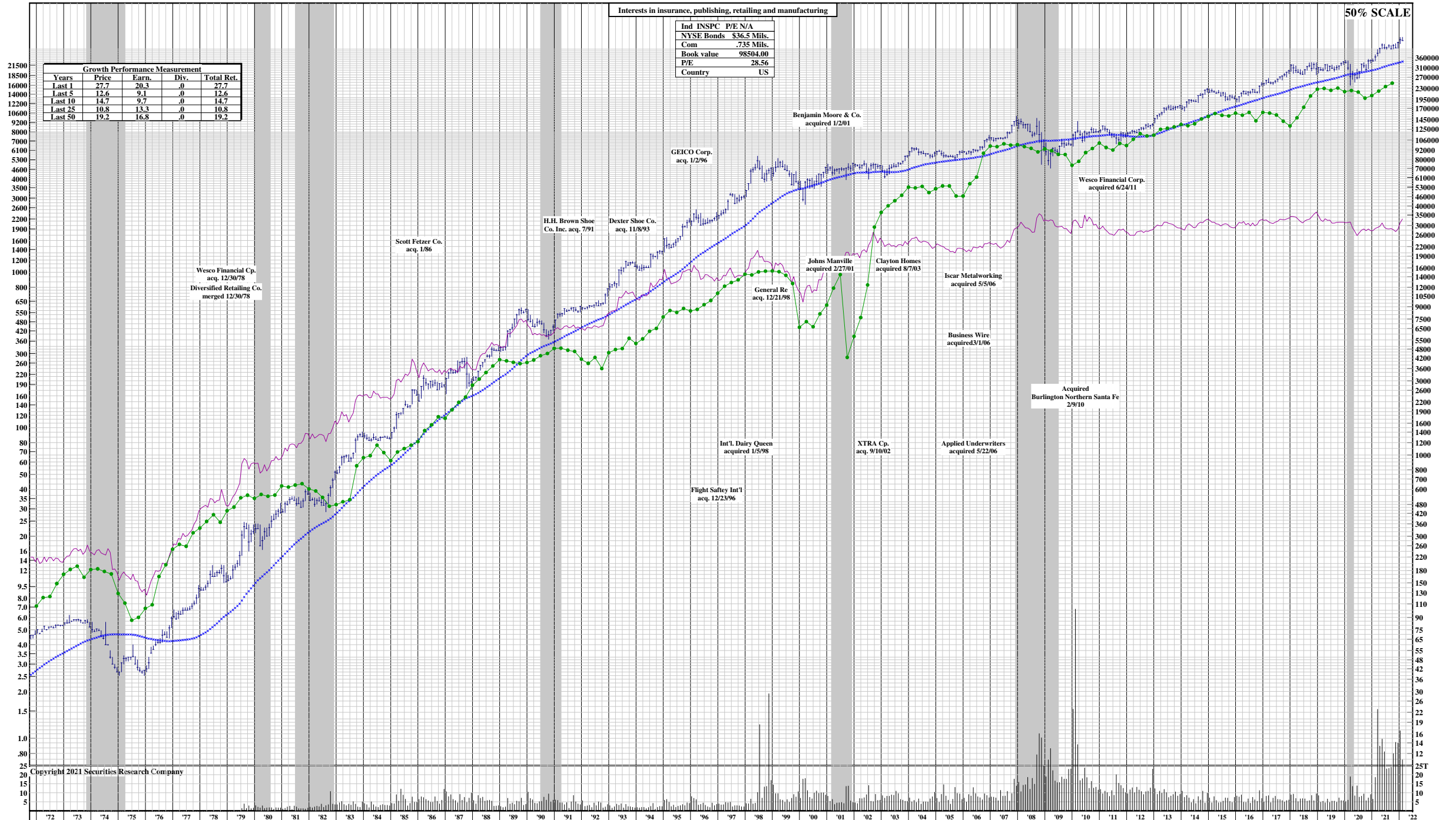
**LEGEND**  
 Read from Right Scale: Price (Blue line), Relative Strength (Purple line)  
 Bottom Band Volume (Grey bars), Moving Avg (48 months) (Dotted blue line), Recession (Grey Shaded Bars)  
 Read from Left Scale: Earnings (Green line with circles), Dividends (Red horizontal bars)

Charts are updated daily at [www.Securities-Research.com](http://www.Securities-Research.com)

BERKSHIRE HATHAWAY INC DEL (BRKA)

Interests in insurance, publishing, retailing and manufacturing			
Ind INSPC	P/E	N/A	
NYSE Bonds	\$36.5	Mils.	
Com	.735	Mils.	
Book value	98504.00		
P/E	28.56		
Country	US		

Growth Performance Measurement				
Years	Price	Earn.	Div.	Total Ret.
Last 1	27.7	20.3	.0	27.7
Last 5	12.6	9.1	.0	12.6
Last 10	14.7	9.7	.0	14.7
Last 25	10.8	13.3	.0	10.8
Last 50	19.2	16.8	.0	19.2



Copyright 2021 Securities Research Company

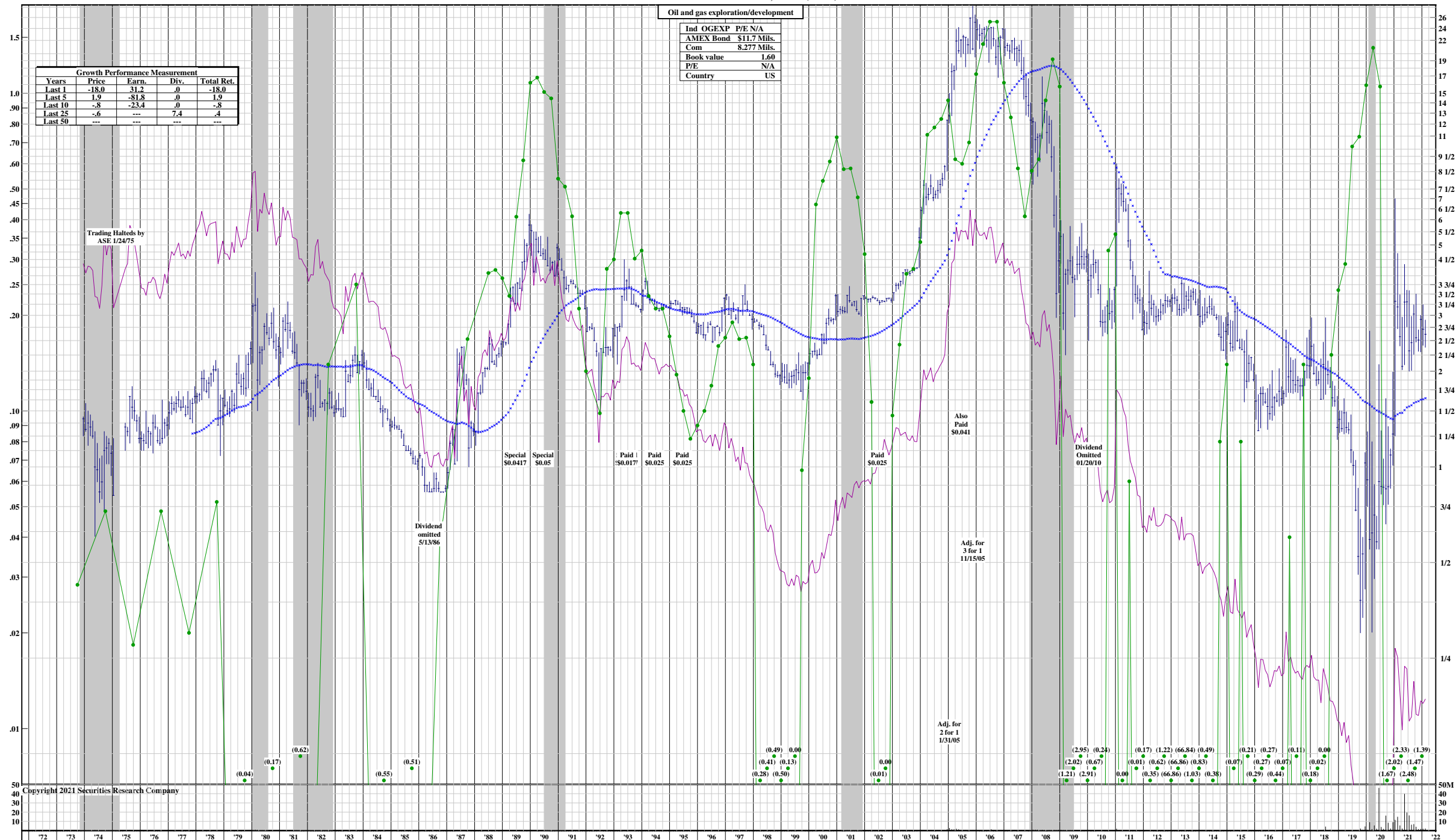
LEGEND		Read from Right Scale:		Read from Left Scale:	
Price		Bottom Band Volume		Earnings	—●—●—●—
Relative Strength		Moving Avg (48 months)	*****	Dividends	—○—○—○—
		Recession (Grey Shaded Bars)			

Charts are updated daily at [www.Securities-Research.com](http://www.Securities-Research.com)

# BARNWELL INDUSTRIES, INC. (BRN)

Oil and gas exploration/development		
Ind OGEXP	P/E	N/A
AMEX Bond	\$11.7 Mills.	
Com	8.277 Mills.	
Book value	1.60	
P/E	N/A	
Country	US	

Growth Performance Measurement				
Years	Price	Earn.	Div.	Total Ret.
Last 1	-18.0	31.2	.0	-18.0
Last 5	1.9	-81.8	.0	1.9
Last 10	-8	-23.4	.0	-8
Last 25	-6	---	7.4	-4
Last 50	---	---	---	---



Copyright 2021 Securities Research Company

**LEGEND**  
 Read from Right Scale:  
 Price   
 Relative Strength   
 Bottom Band Volume   
 Moving Avg (48 months)   
 Recession (Grey Shaded Bars)   
 Read from Left Scale:  
 Earnings   
 Dividends

Charts are updated daily at [www.Securities-Research.com](http://www.Securities-Research.com)

# BROWN & BROWN INC (BRO)

Insurance brokerage/agency for property-casualty insurance

Ind. INSB	P/E	N/A
NYSE Bonds	\$226.3	Mils.
Com	279.274	Mils.
Book value	8.57	
P/E	29.99	
Country	US	

Growth Performance Measurement				
Years	Price	Earn.	Div.	Total Ret.
Last 1	39.9	29.6	20.6	40.8
Last 5	24.4	19.2	8.7	25.0
Last 10	18.4	14.4	9.2	18.9
Last 25	17.5	14.2	12.5	17.8
Last 50	---	---	---	---



Copyright 2021 Securities Research Company

**LEGEND**  
 Read from Right Scale:  
 Price   
 Relative Strength   
 Bottom Band Volume   
 Moving Avg (48 months)   
 Read from Left Scale:  
 Earnings   
 Dividends   
 Recession (Grey Shaded Bars)

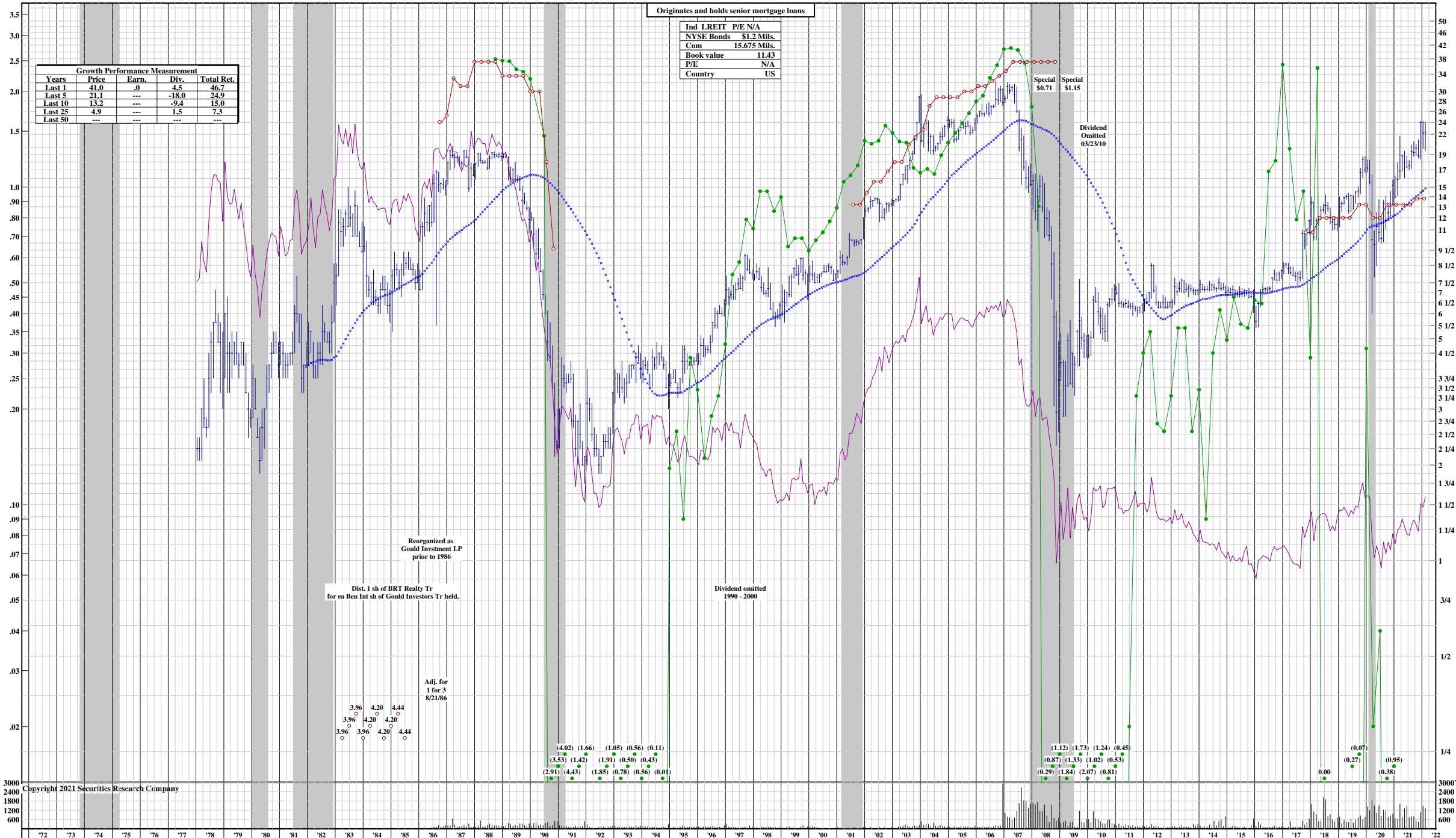
Charts are updated daily at [www.Securities-Research.com](http://www.Securities-Research.com)

# BRT REALTY TRUST (BRT)

Originates and holds senior mortgage loans

Ind LREIT	P/E	N/A
NYSE Bonds		\$1.2 Mils.
Com		15.675 Mils.
Book value		11.43
P/E		N/A
Country		US

Growth Performance Measurement				
Years	Price	Earn.	Div.	Total Ret.
Last 1	41.0	.0	4.5	46.7
Last 5	21.1	---	-18.0	24.9
Last 10	13.2	---	-9.4	15.0
Last 25	4.9	---	1.5	7.3
Last 50	---	---	---	---



Copyright 2021 Securities Research Company

**LEGEND**  
 Read from Right Scale: Price (Blue line), Relative Strength (Purple line)  
 Bottom Band Volume (Vertical bars), Moving Avg (48 months) (Blue dotted line), Recession (Grey Shaded Bars)  
 Read from Left Scale: Earnings (Green line with dots), Dividends (Red line with circles)

Charts are updated daily at [www.Securities-Research.com](http://www.Securities-Research.com)



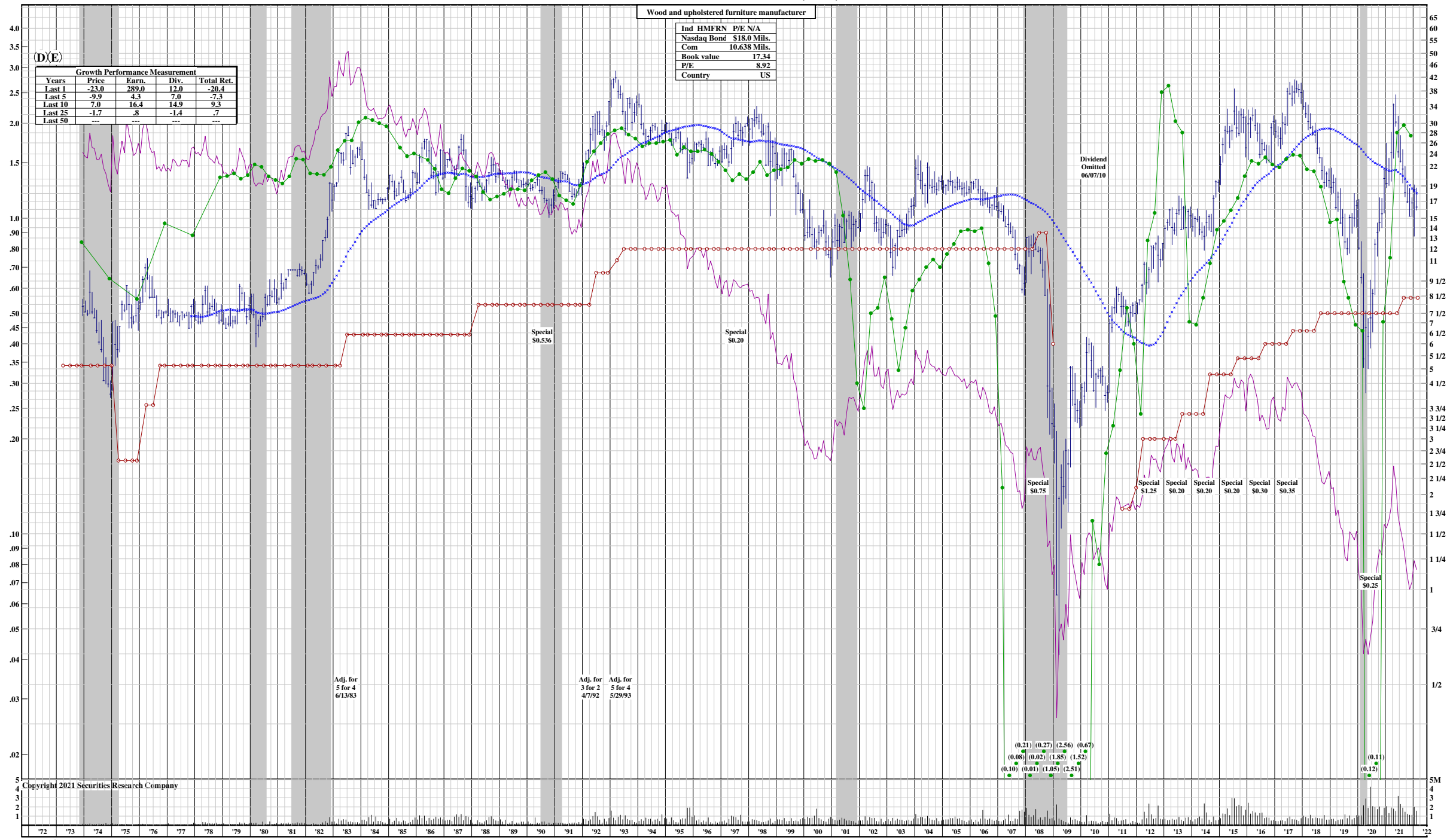
BASSETT FURNITURE INDS INC (BSET)

Wood and upholstered furniture manufacturer

Ind HMFRN	P/E	N/A
Nasdaq Bond		\$18.0 Mills.
Com		10.638 Mills.
Book value		17.34
P/E		8.92
Country		US

(D)(E)

Years	Price	Earn.	Div.	Total Ret.
Last 1	-23.0	289.0	12.0	-20.4
Last 5	-9.9	4.3	7.0	-7.3
Last 10	7.0	16.4	14.9	9.3
Last 25	-1.7	.8	-1.4	-7
Last 50	---	---	---	---



Copyright 2021 Securities Research Company

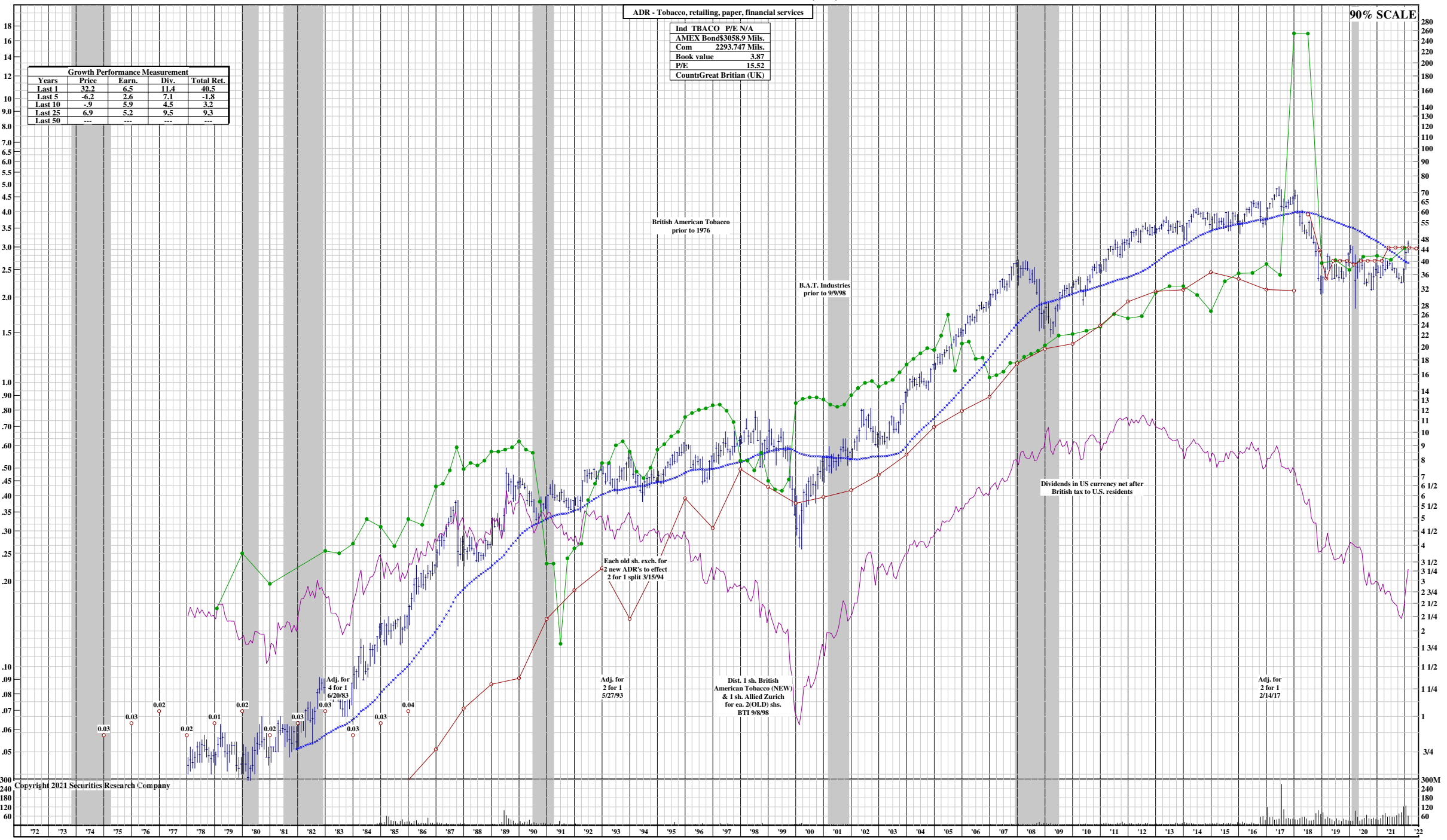
LEGEND  
 Read from Right Scale: Price (Blue), Relative Strength (Purple)  
 Bottom Band Volume (Grey), Moving Avg (48 months) (Dotted Blue), Recession (Grey Shaded Bars)  
 Read from Left Scale: Earnings (Green), Dividends (Red)

Charts are updated daily at [www.Securities-Research.com](http://www.Securities-Research.com)

# BRITISH AMERICAN TOBACCO PLC (BTI)

ADR - Tobacco, retailing, paper, financial services			
Ind TBACO	P/E	N/A	
AMEX Bonds	3058.9	Mils.	
Com	2293.747	Mils.	
Book value	3.87		
P/E	15.52		
Count	Great Britain (UK)		

Growth Performance Measurement				
Years	Price	Earn.	Div.	Total Ret.
Last 1	32.2	6.5	11.4	40.5
Last 5	-6.2	2.6	7.1	-1.8
Last 10	-9	5.9	4.5	3.2
Last 25	6.9	5.2	9.5	9.3
Last 50	---	---	---	---



Copyright 2021 Securities Research Company

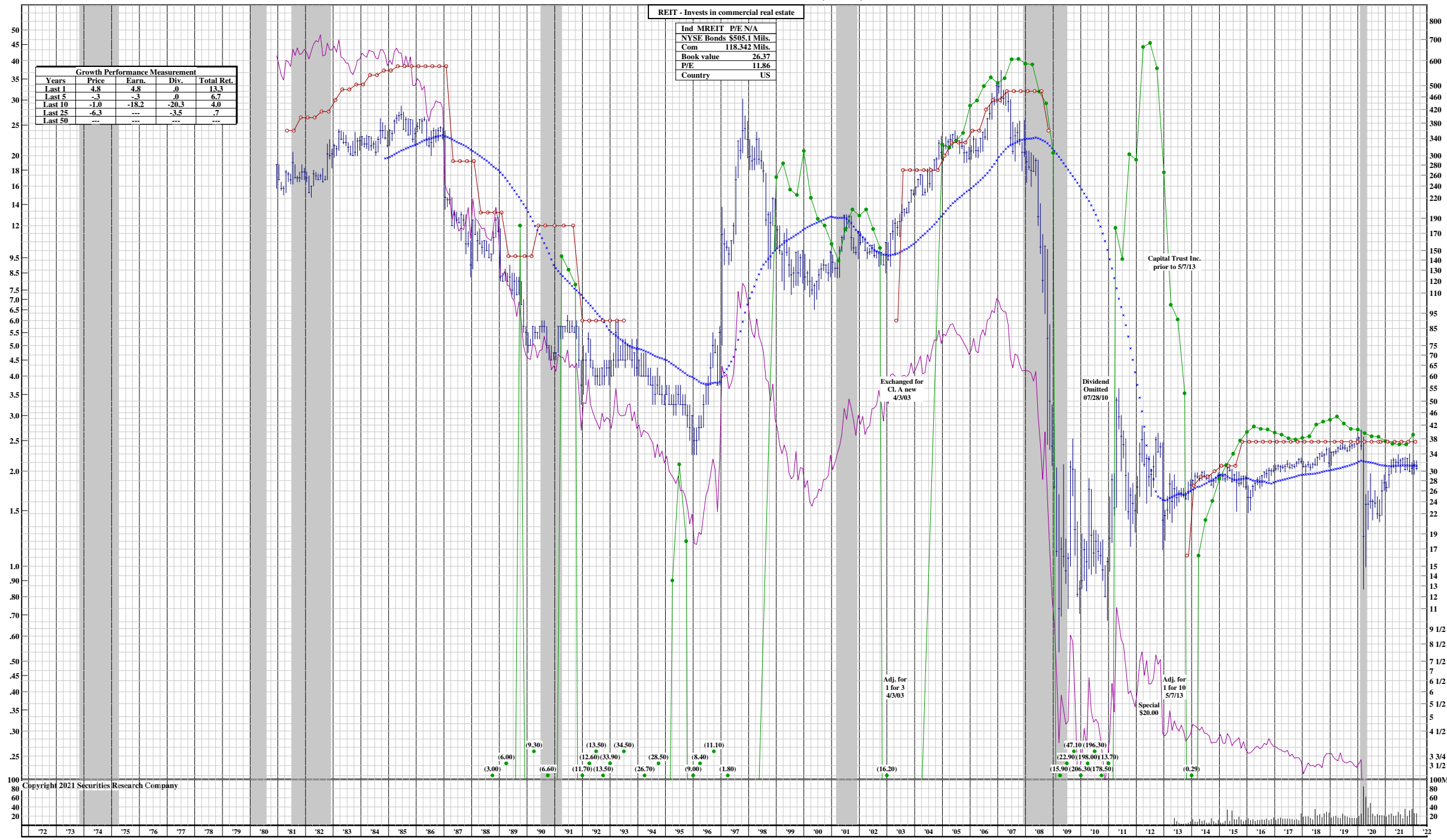
**LEGEND**  
 Read from Right Scale:  
 Price   
 Relative Strength   
 Bottom Band Volume   
 Moving Avg (48 months)   
 Recession (Grey Shaded Bars)   
 Read from Left Scale:  
 Earnings   
 Dividends

Charts are updated daily at [www.Securities-Research.com](http://www.Securities-Research.com)

# BLACKSTONE MORTGAGE TRUST INC. (BXMT)

REIT - Invests in commercial real estate			
Ind. MREIT	P/E	N/A	
NYSE Bonds	\$505.1 Mils.		
Com.	118.342 Mils.		
Book value	26.37		
P/E	11.86		
Country	US		

Growth Performance Measurement				
Years	Price	Earn.	Div.	Total Ret.
Last 1	4.8	4.8	.0	13.3
Last 5	-3	-3	.0	6.7
Last 10	-1.0	-18.2	-20.3	4.0
Last 25	-6.3	---	-3.5	-7
Last 50	---	---	---	---



Copyright 2021 Securities Research Company

**LEGEND**  
 Read from Right Scale:  
 Price   
 Relative Strength   
 Bottom Band Volume   
 Moving Avg (48 months)   
 Read from Left Scale:  
 Earnings   
 Dividends   
 Recession (Grey Shaded Bars)

Charts are updated daily at [www.Securities-Research.com](http://www.Securities-Research.com)